

Pretraining Language Models (part 1)

Wei Xu

(many slides from Greg Durrett)

This Lecture

- ▶ ELMo
- ▶ BERT
- ▶ BERT Results, Extensions
- ▶ Analysis/Visualization of BERT

Readings

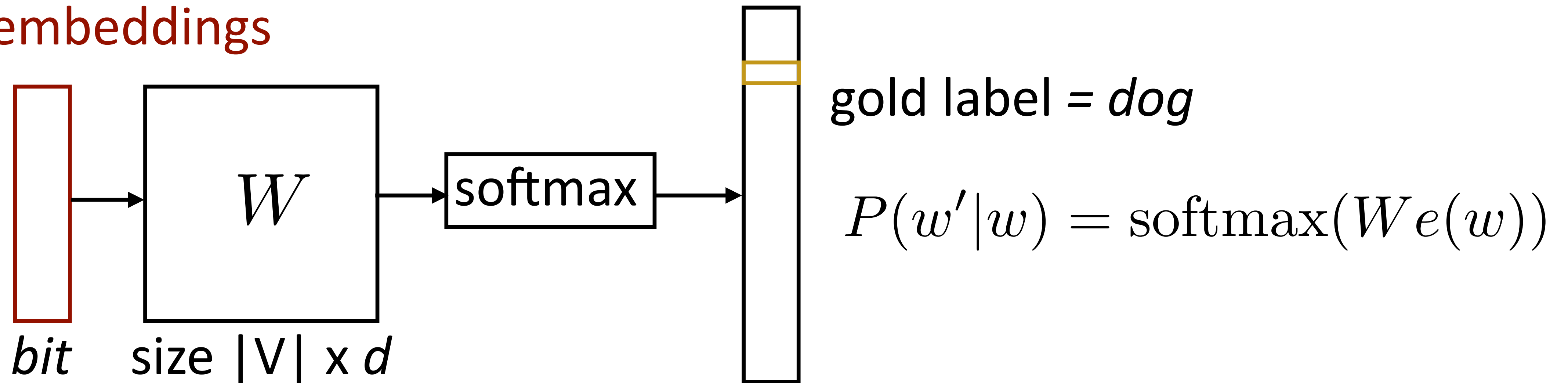
- ▶ Readings —
 - ▶ ELMo by Peters et al.
<https://aclanthology.org/N18-1202.pdf>
 - ▶ BERT by Devlin et al.
<https://aclanthology.org/N19-1423.pdf>

Recall: word2vec (Skip-Gram)

- ▶ Predict one word of context from word

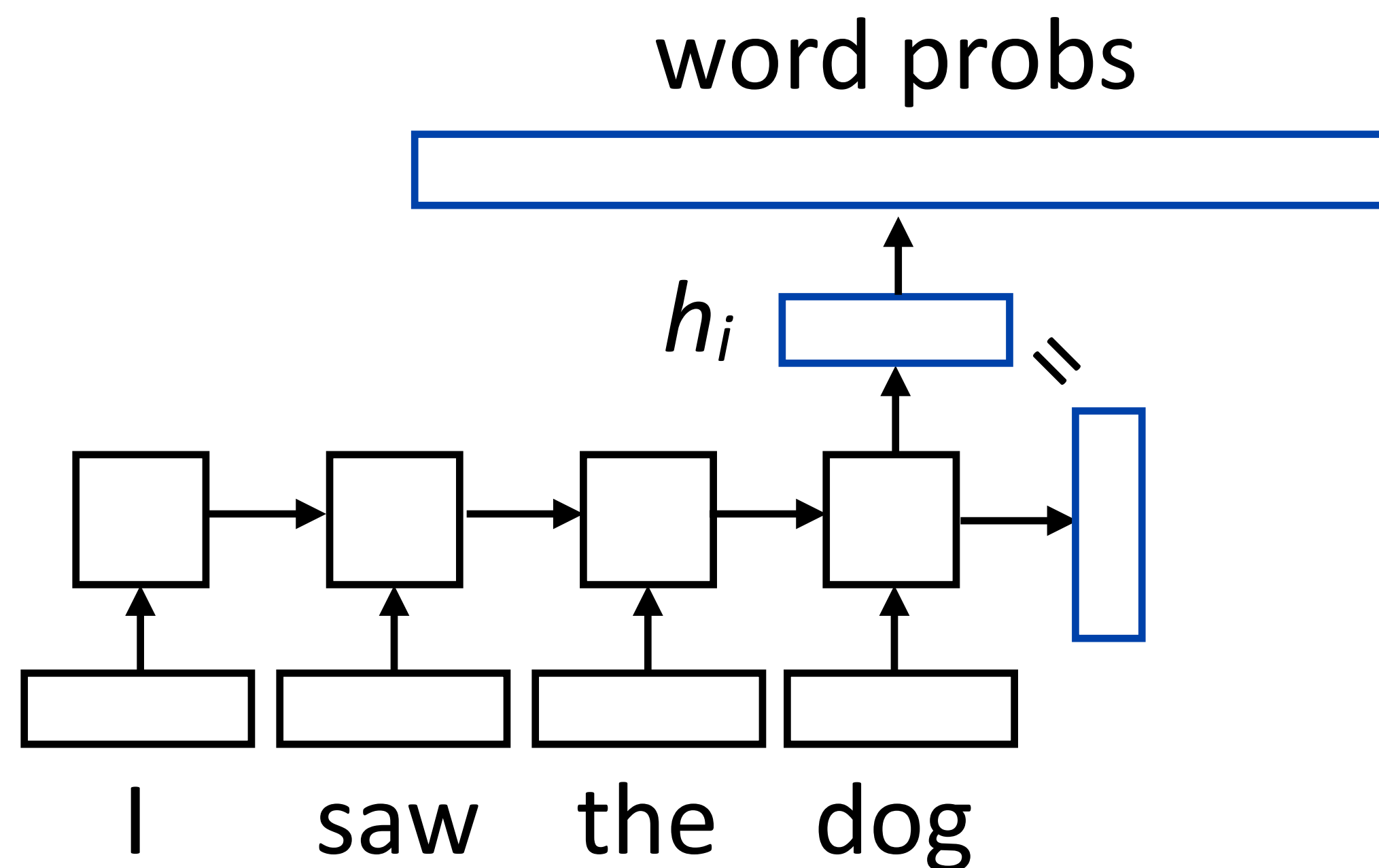
the dog bit the man

d-dimensional
word embeddings



- ▶ Another training example: *bit* -> *the*
- ▶ Parameters: $d \times |V|$ **vectors**, $|V| \times d$ output parameters (W) (also usable as vectors!)

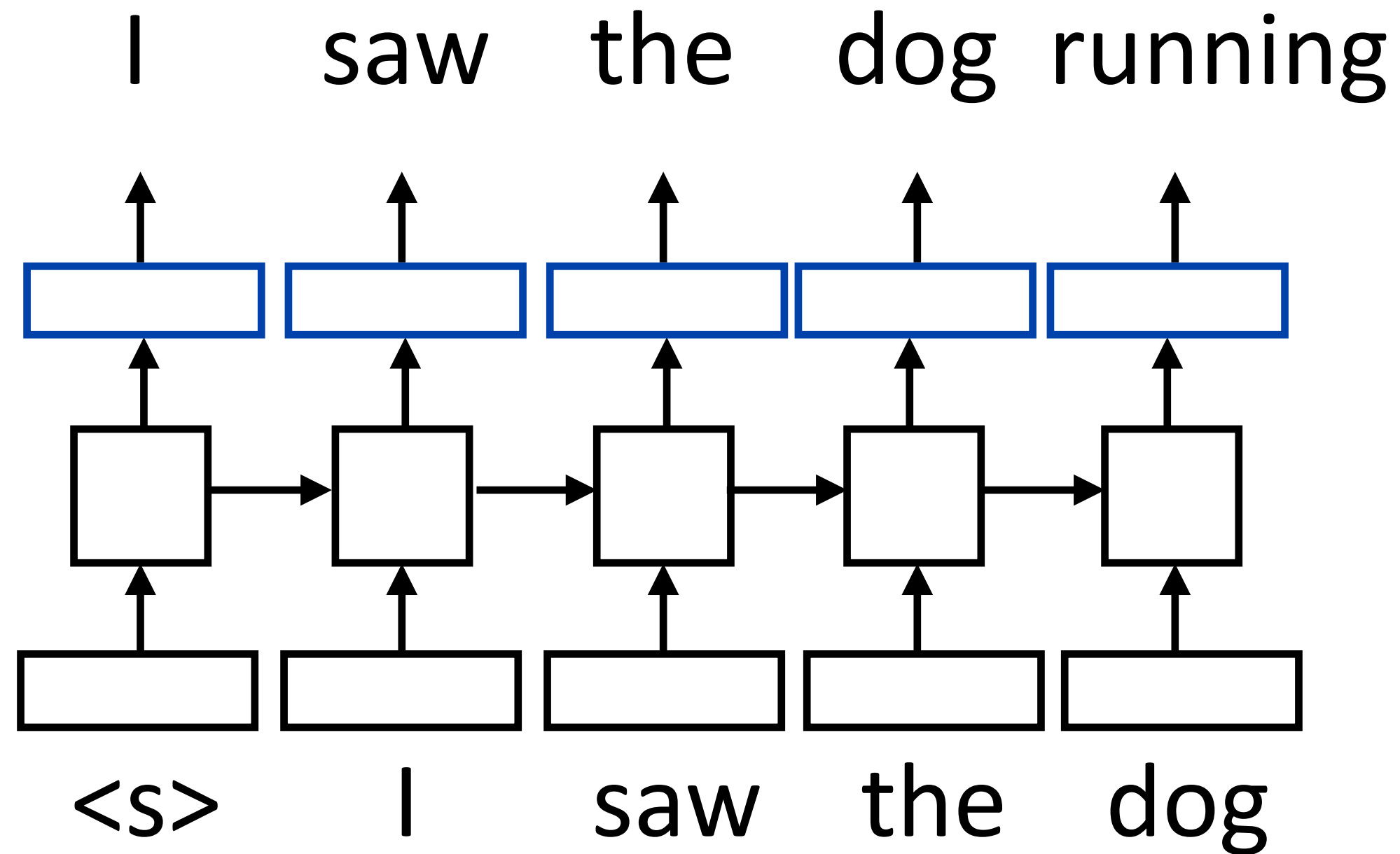
Recall: RNN Language Modeling



$$P(w|\text{context}) = \text{softmax}(W\mathbf{h}_i)$$

- ▶ W is a (vocab size) x (hidden size) matrix

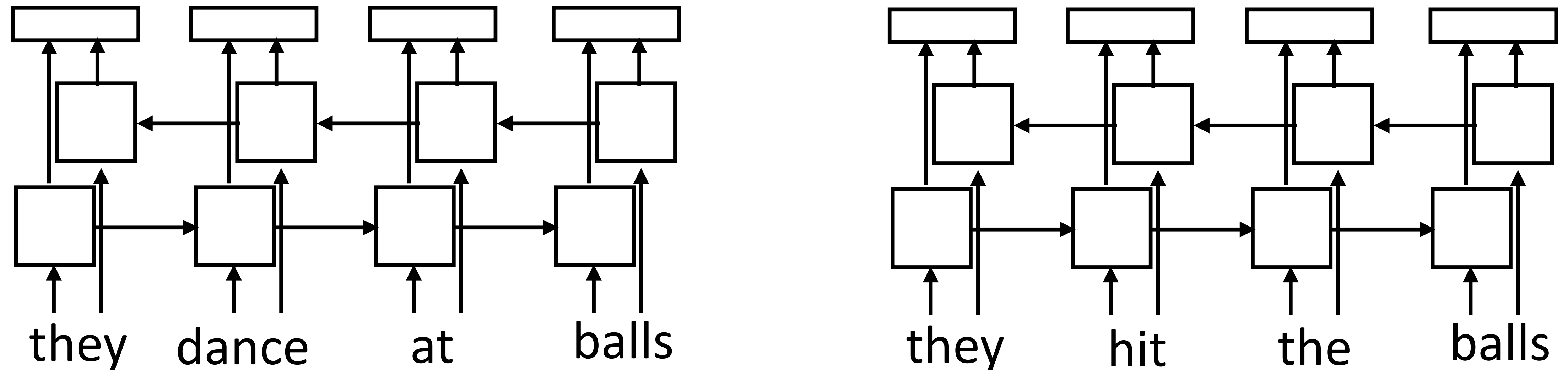
Recall: Training RNNLMs



- ▶ Input is a sequence of words, output is those words shifted by one,
- ▶ Allows us to efficiently batch up training across time (one run of the RNN)

Context-dependent Embeddings

- ▶ How to handle different word senses? One vector for *balls*



- ▶ Train a neural language model to predict the next word given previous words in the sentence, use its internal representations as word vectors
- ▶ *Context-sensitive* word embeddings: depend on rest of the sentence
- ▶ *Huge* improvements across nearly all NLP tasks over word2vec & GloVe

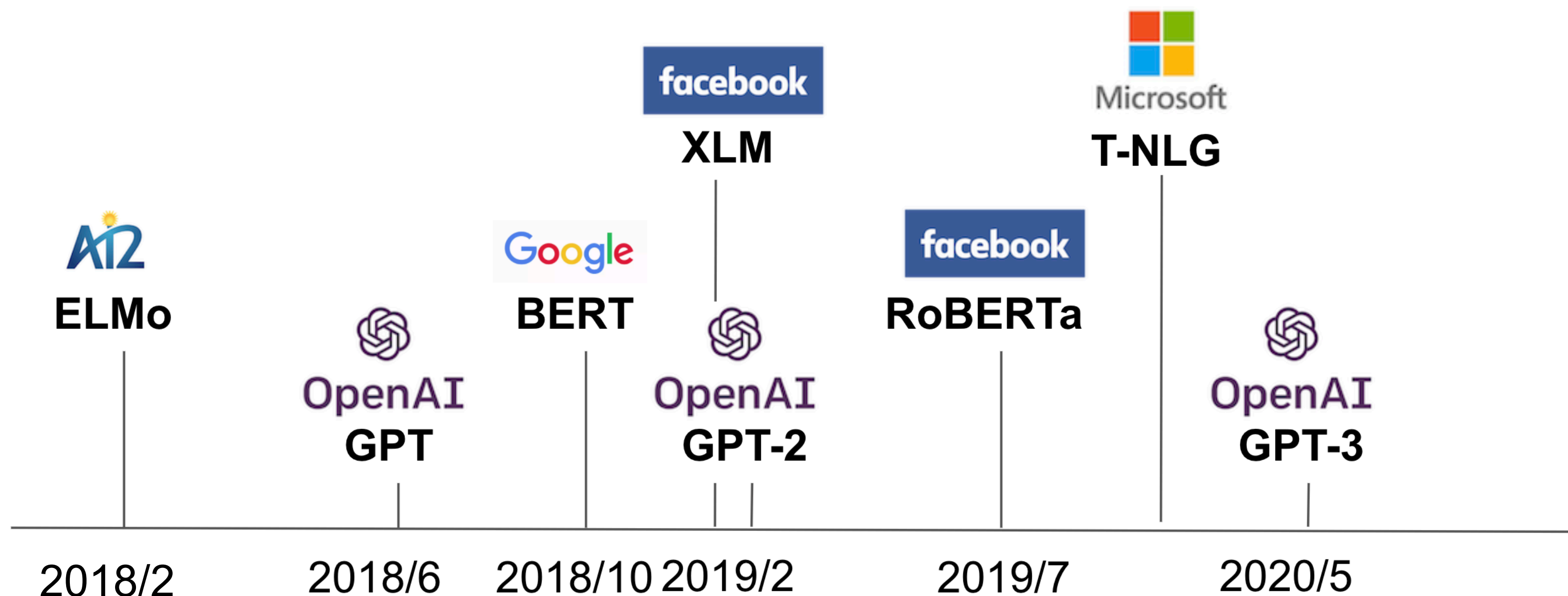
ELMo - Peters et al. (2018)

Context-dependent Embeddings

- ▶ AI2 released ELMo in 2017-2018, GPT was released in summer 2018, BERT came out October 2018
- ▶ aka Pre-trained Language Models

and many more:

- BART
- DialoGPT
- GPT-J
- T5
- T0
- OPT
- PaLM
- ChatGPT
- Llama
- Mistral ...



Why did this take time to catch on?

- ▶ Earlier version of ELMo by the same authors in 2017, but it was only evaluated on tagging tasks, gains were 1% or less
- ▶ Required: training on lots of data, having the right architecture, significant hyperparameter tuning (e.g., GPT-3, T5 ...)

ELMo

ELMo

Deep contextualized word representations

Matthew E. Peters[†], Mark Neumann[†], Mohit Iyyer[†], Matt Gardner[†],
{matthewp, markn, mohiti, mattg}@allenai.org

Christopher Clark*, Kenton Lee*, Luke Zettlemoyer^{†*}
{csquared, kentonl, lsz}@cs.washington.edu

[†]Allen Institute for Artificial Intelligence

*Paul G. Allen School of Computer Science & Engineering, University of Washington

Abstract

We introduce a new type of *deep contextualized* word representation that models both (1) complex characteristics of word use (e.g., syntax and semantics), and (2) how these uses vary across linguistic contexts (i.e., to model polysemy). Our word vectors are learned functions of the internal states of a deep bidirectional language model (biLM), which is pre-trained on a large text corpus. We show that these representations can be easily added to existing models and significantly improve the state of the art across six challenging NLP problems, including question answering, textual entailment and sentiment analysis. We also present an analysis showing that exposing the deep internals of the pre-trained network is crucial, allowing downstream models to mix different types of semi-supervision signals.

1 Introduction

Pre-trained word representations (Mikolov et al., 2013; Pennington et al., 2014) are a key compo-

guage model (LM) objective on a large text corpus. For this reason, we call them ELMo (Embeddings from Language Models) representations. Unlike previous approaches for learning contextualized word vectors (Peters et al., 2017; McCann et al., 2017), ELMo representations are deep, in the sense that they are a function of all of the internal layers of the biLM. More specifically, we learn a linear combination of the vectors stacked above each input word for each end task, which markedly improves performance over just using the top LSTM layer.

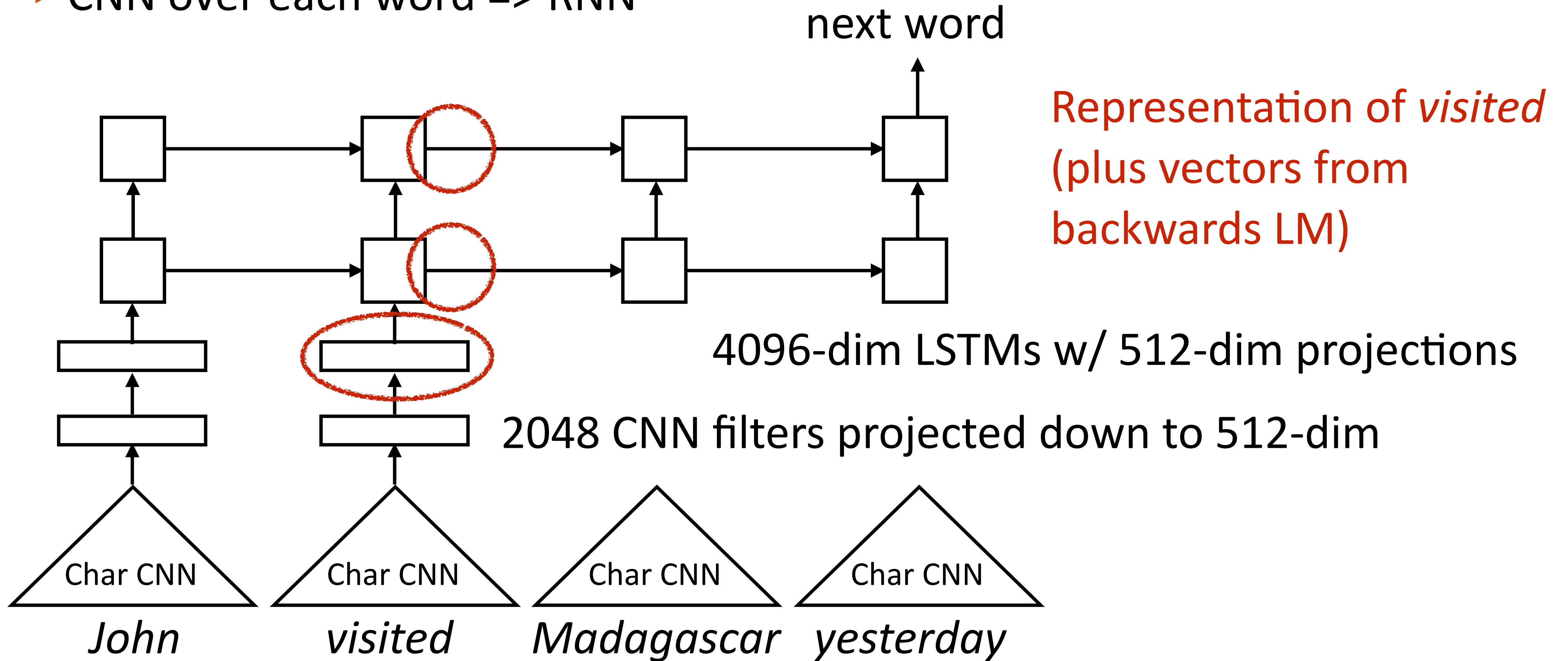
Combining the internal states in this manner allows for very rich word representations. Using intrinsic evaluations, we show that the higher-level LSTM states capture context-dependent aspects of word meaning (e.g., they can be used without modification to perform well on supervised word sense disambiguation tasks) while lower-level states model aspects of syntax (e.g., they can be used to do part-of-speech tagging). Simultaneously exposing all of these signals is highly bene-

ELMo

- ▶ Key idea: language models can allow us to form useful word representations in the same way word2vec did
- ▶ Take a powerful language model, train it on large amounts of data, then use those representations in downstream tasks
 - ▶ Data: Wikipedia, books, crawled stuff from the web, ...
- ▶ What do we want our LM to look like?

ELMo

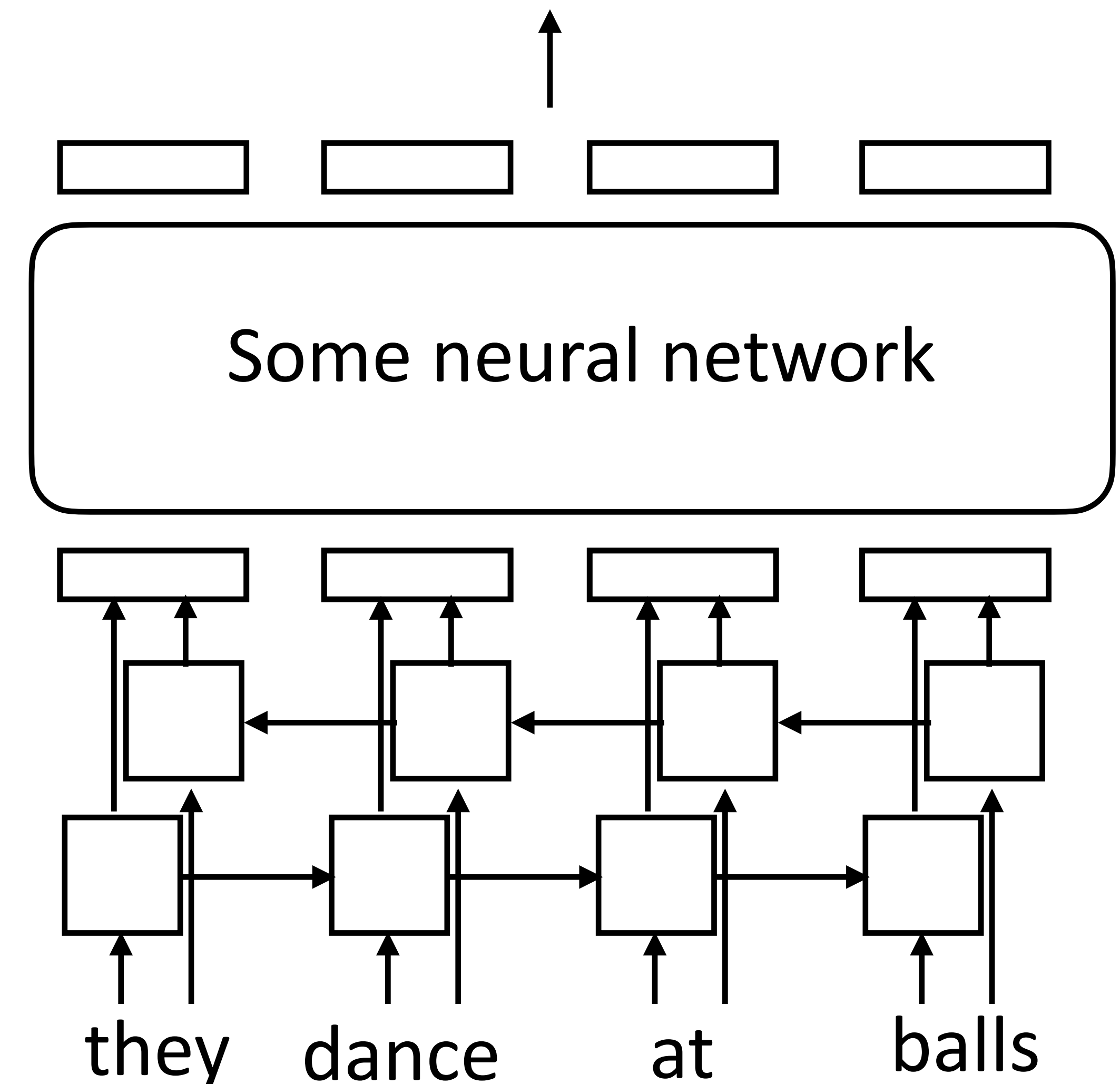
- ▶ CNN over each word => RNN



How to apply ELMo?

- ▶ Take those embeddings and feed them into whatever architecture you want to use for your task
- ▶ *Frozen* embeddings: update the weights of your network but keep ELMo's parameters frozen
- ▶ *Fine-tuning*: backpropagate all the way into ELMo when training your model

Task predictions (sentiment, etc.)



Results: Frozen ELMo

TASK	PREVIOUS SOTA		OUR BASELINE	ELMo + BASELINE	INCREASE (ABSOLUTE/ RELATIVE)
SQuAD	Liu et al. (2017)	84.4	81.1	85.8	4.7 / 24.9%
SNLI	Chen et al. (2017)	88.6	88.0	88.7 ± 0.17	0.7 / 5.8%
SRL	He et al. (2017)	81.7	81.4	84.6	3.2 / 17.2%
Coref	Lee et al. (2017)	67.2	67.2	70.4	3.2 / 9.8%
NER	Peters et al. (2017)	91.93 ± 0.19	90.15	92.22 ± 0.10	2.06 / 21%
SST-5	McCann et al. (2017)	53.7	51.4	54.7 ± 0.5	3.3 / 6.8%

- ▶ Massive improvements across 5 benchmark datasets: question answering, natural language inference, semantic role labeling, coreference resolution, named entity recognition, and sentiment analysis

Peters et al. (2018)

How to apply ELMo?

Pretraining	Adaptation	NER	SA	Nat. lang. inference	Semantic textual similarity			
		CoNLL 2003	SST-2	MNLI	SICK-E	SICK-R	MRPC	STS-B
Skip-thoughts	❄️	-	81.8	62.9	-	86.6	75.8	71.8
ELMo	❄️	91.7	91.8	79.6	86.3	86.1	76.0	75.9
	🔥	91.9	91.2	76.4	83.3	83.3	74.7	75.5
	Δ=🔥-❄️	0.2	-0.6	-3.2	-3.3	-2.8	-1.3	-0.4

- ▶ How does frozen (❄️) vs. fine-tuned (🔥) compare?

- ▶ Recommendations:

Conditions			Guidelines
Pretrain	Adapt.	Task	
Any	❄️	Any	Add many task parameters
Any	🔥	Any	Add minimal task parameters ⚠️ Hyper-parameters
Any	Any	Seq. / clas.	❄️ and 🔥 have similar performance
ELMo	Any	Sent. pair	use ❄️
BERT	Any	Sent. pair	use 🔥

Why is language modeling a good objective?

- ▶ “Impossible” problem but bigger models seem to do better and better at distributional modeling (no upper limit yet)
- ▶ Successfully predicting next words requires modeling lots of different effects in text

Context: My wife refused to allow me to come to Hong Kong when the plague was at its height and –” “Your wife, Johanne? You are married at last ?” Johanne grinned. “Well, when a man gets to my age, he starts to need a few home comforts.

Target sentence: After my dear mother passed away ten years ago now, I became -----.

Target word: lonely

- ▶ LAMBADA dataset (Papernot et al., 2016): explicitly targets world knowledge and very challenging LM examples

BERT

BERT

BERT: Pre-training of Deep Bidirectional Transformers for Language Understanding

Jacob Devlin Ming-Wei Chang Kenton Lee Kristina Toutanova

Google AI Language

{jacobdevlin, mingweichang, kentonl, kristout}@google.com

Abstract

We introduce a new language representation model called **BERT**, which stands for **B**idirectional **E**ncoder **R**epresentations from **T**ransformers. Unlike recent language representation models (Peters et al., 2018a; Radford et al., 2018), BERT is designed to pre-train deep bidirectional representations from unlabeled text by jointly conditioning on both left and right context in all layers. As a result, the pre-trained BERT model can be fine-tuned with just one additional output layer to create state-of-the-art models for a wide range of tasks, such as question answering and language inference, without substantial task-specific architecture modifications.

BERT is conceptually simple and empirically powerful. It obtains new state-of-the-art results on eleven natural language processing tasks, including pushing the GLUE score to 80.5% (7.7% point absolute improvement), MultiNLI accuracy to 86.7% (4.6% absolute improvement), SQuAD v1.1 question answering Test F1 to 93.2 (1.5 point absolute improvement) and SQuAD v2.0 Test F1 to 83.1 (5.1 point absolute improvement).

There are two existing strategies for applying pre-trained language representations to downstream tasks: *feature-based* and *fine-tuning*. The feature-based approach, such as ELMo (Peters et al., 2018a), uses task-specific architectures that include the pre-trained representations as additional features. The fine-tuning approach, such as the Generative Pre-trained Transformer (OpenAI GPT) (Radford et al., 2018), introduces minimal task-specific parameters, and is trained on the downstream tasks by simply fine-tuning *all* pre-trained parameters. The two approaches share the same objective function during pre-training, where they use unidirectional language models to learn general language representations.

We argue that current techniques restrict the power of the pre-trained representations, especially for the fine-tuning approaches. The major limitation is that standard language models are unidirectional, and this limits the choice of architectures that can be used during pre-training. For example, in OpenAI GPT, the authors use a left-to-right architecture, where every token can only attend to previous tokens in the self-attention layers

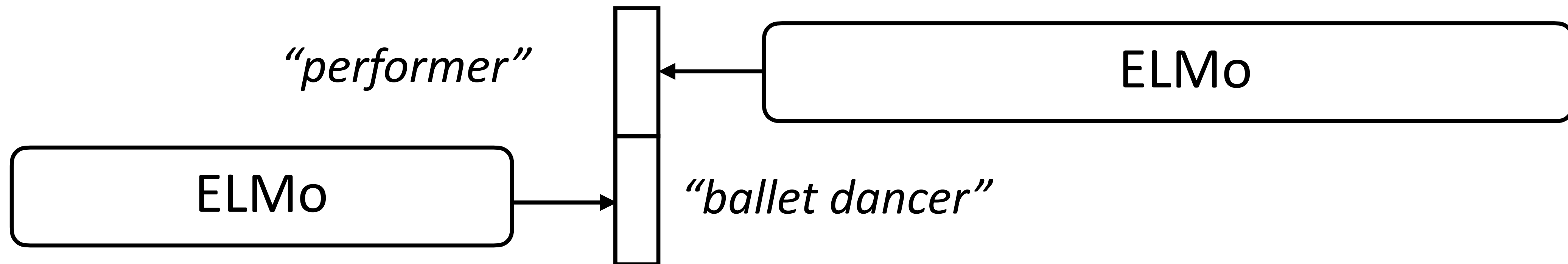
810.04805v2 [cs.CL] 24 May 2019

Contextual Word Embeddings

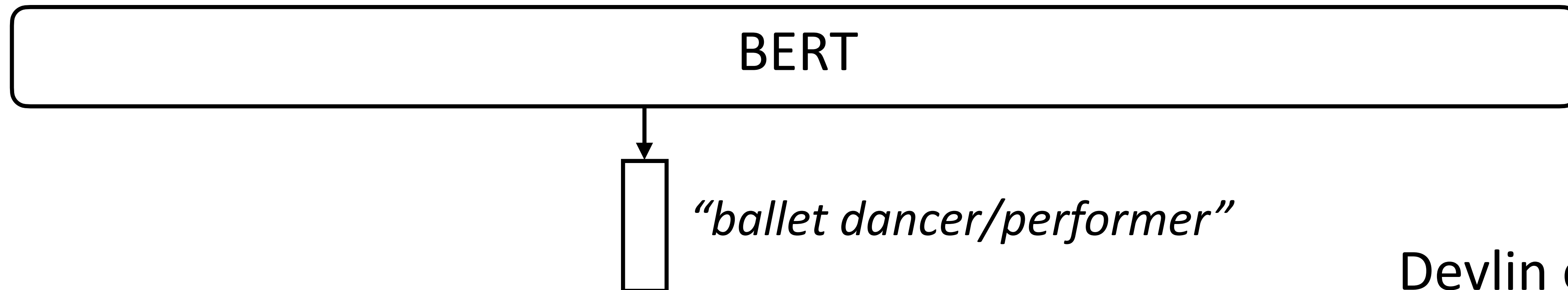
- ▶ AI2 released ELMo in spring 2018, GPT (transformer-based) was released in summer 2018, BERT came out October 2018
- ▶ BERT's four major changes compared to ELMo:
 - ▶ Transformers instead of LSTMs (transformers in GPT as well)
 - ▶ “Truely” Bidirectional \Leftrightarrow Masked LM objective instead of standard LM
 - ▶ Fine-tune instead of freeze at test time
 - ▶ Uses word pieces (subword tokenization)

BERT

- ▶ ELMo is a unidirectional model: we can concatenate two unidirectional models, but is this the right thing to do?
- ▶ ELMo looks at each direction in isolation; BERT looks at them jointly



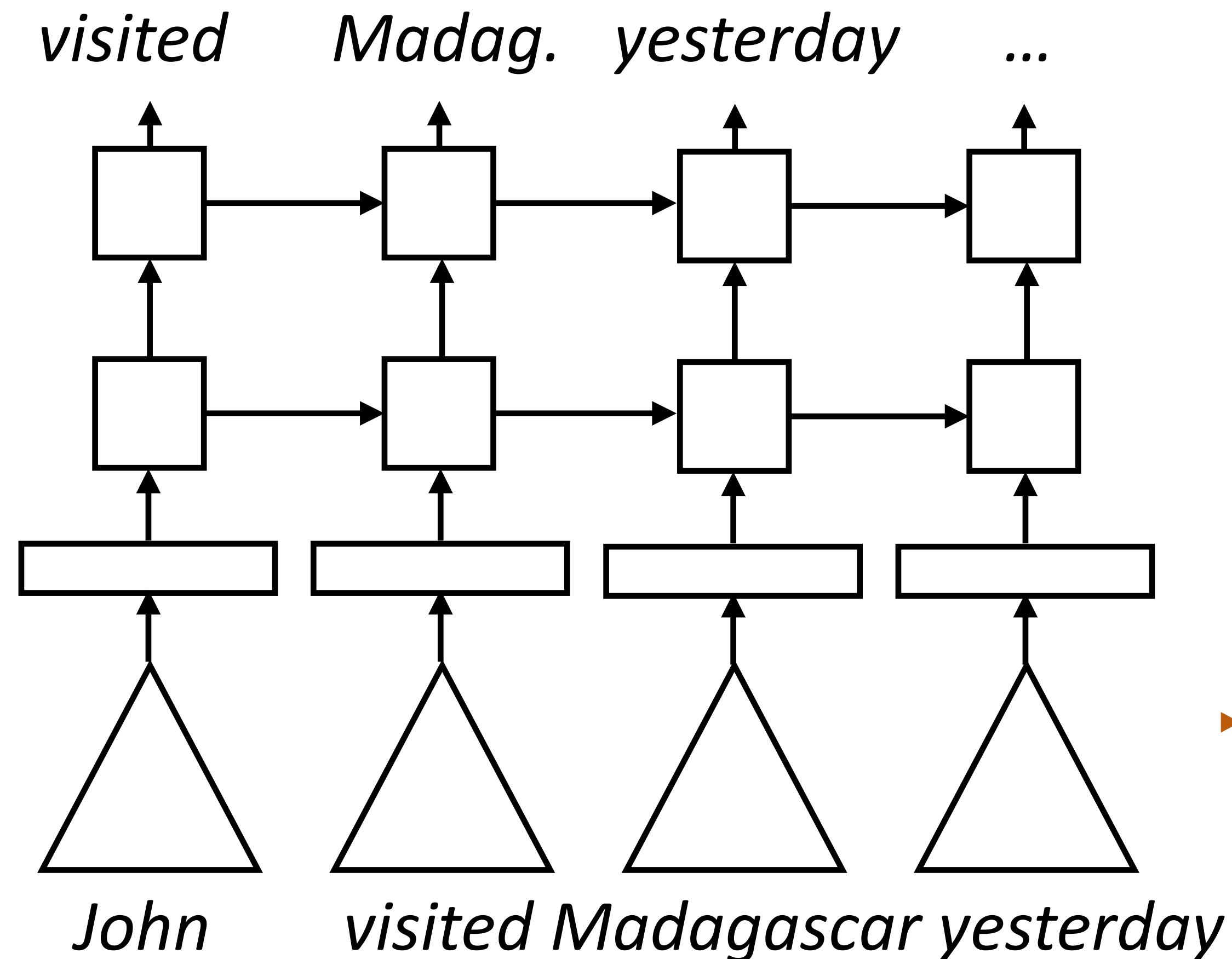
A stunning ballet dancer, Copeland is one of the best performers to see live.



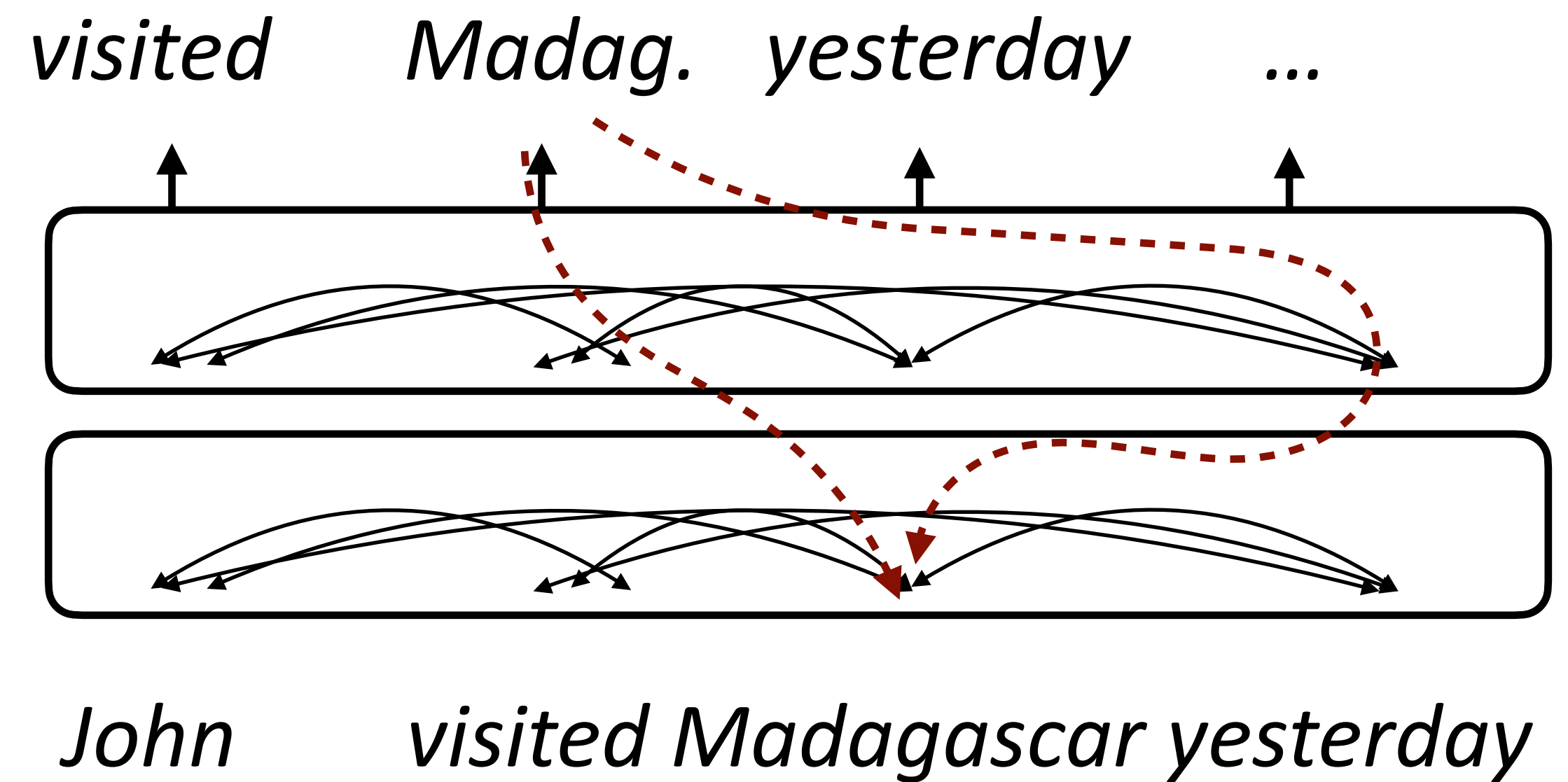
BERT

- ▶ How to learn a “deeply bidirectional” model? What happens if we just replace an LSTM with a transformer?

ELMo (Language Modeling)



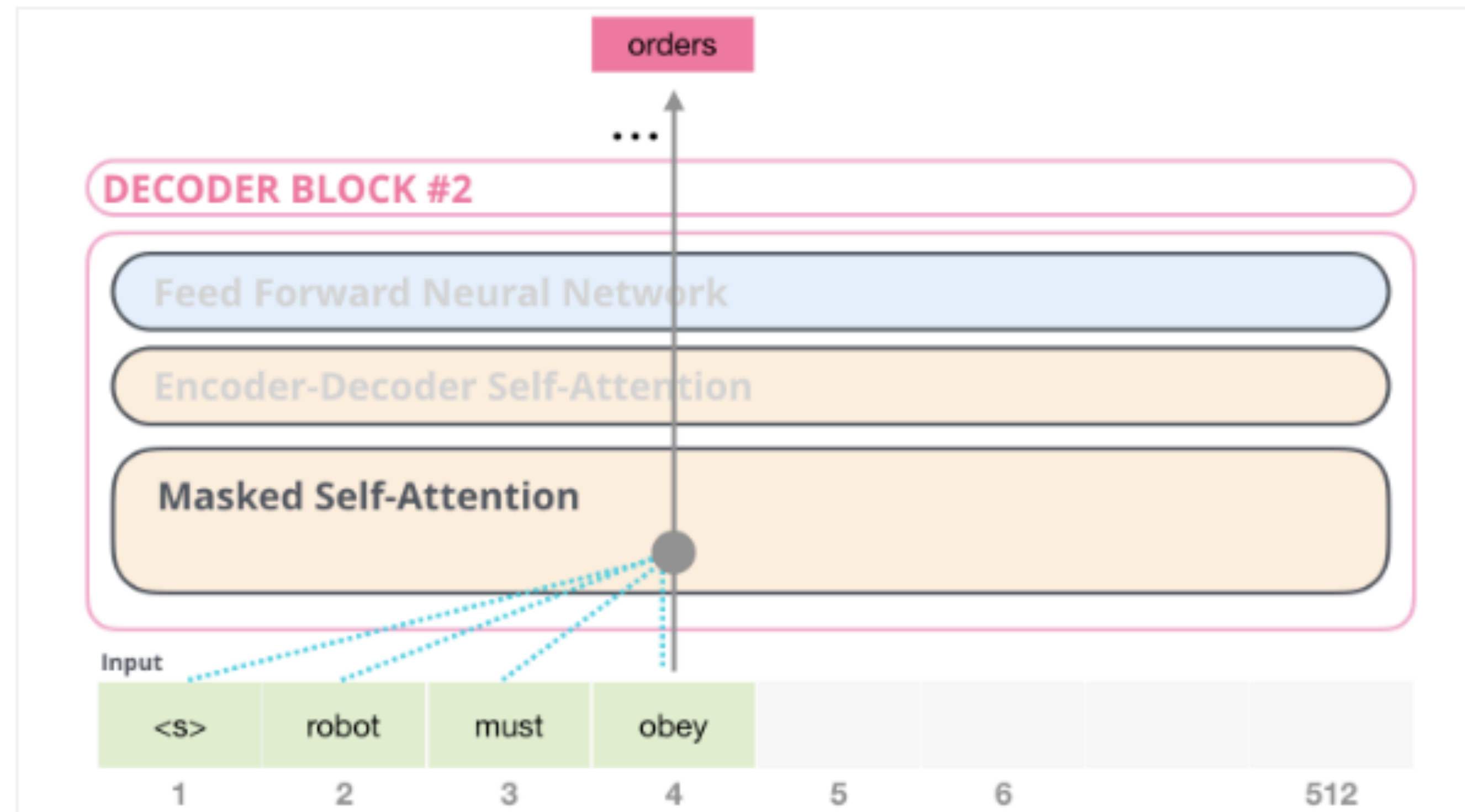
BERT



- ▶ Can do this by “one-sided” Transformer (masked self-attention), but “two-sided” Transformer encoder can cheat

GPT (preview)

- ▶ Modified Transformer (masked self-attention): each token can only attend to past tokens



Masked Language Modeling

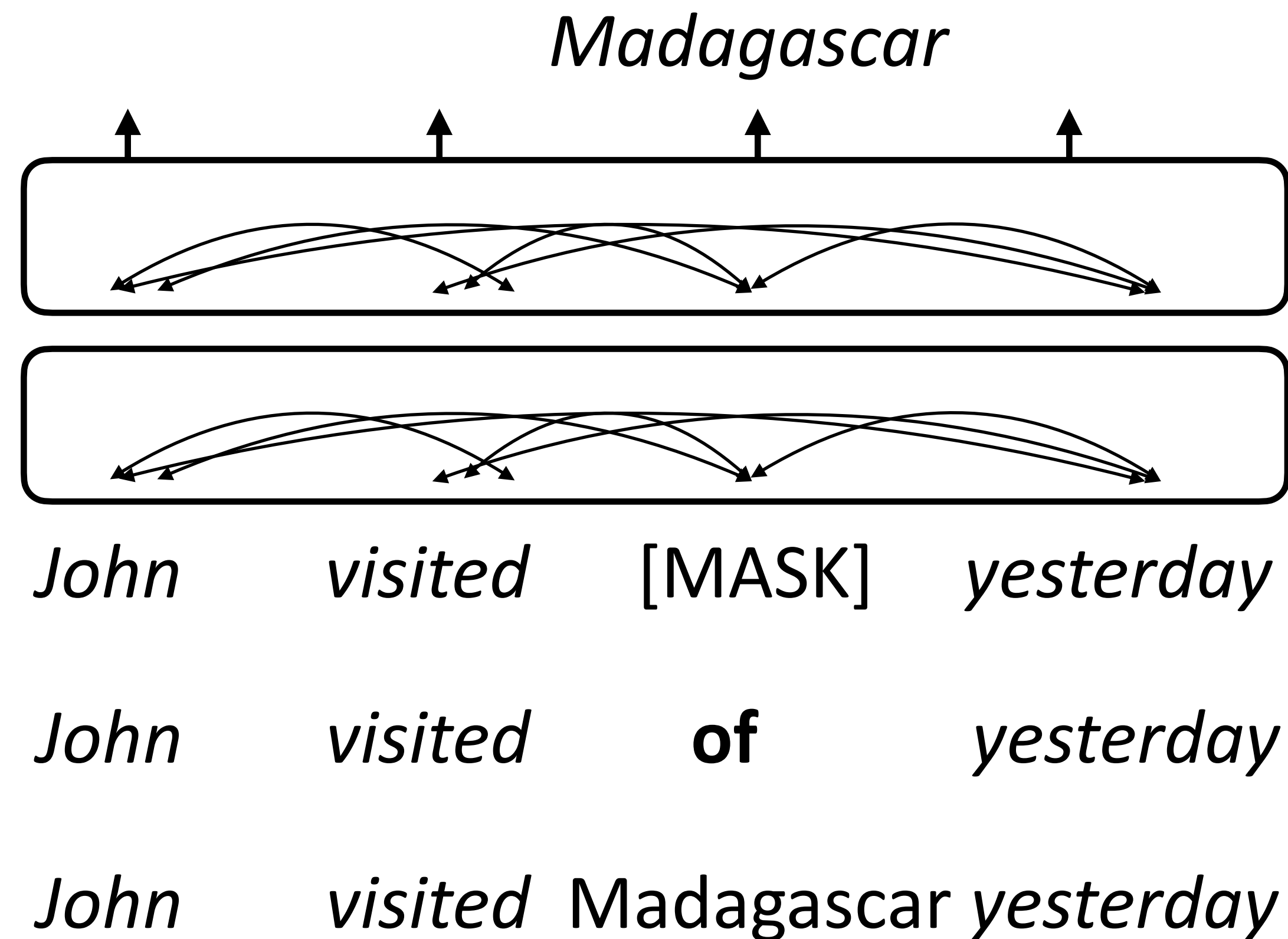
- ▶ How to prevent cheating? Next word prediction fundamentally doesn't work for bidirectional models, instead do *masked language modeling*

- ▶ BERT formula: take a chunk of text, predict 15% of the tokens

- ▶ For 80% (of the 15%), replace the input token with [MASK]

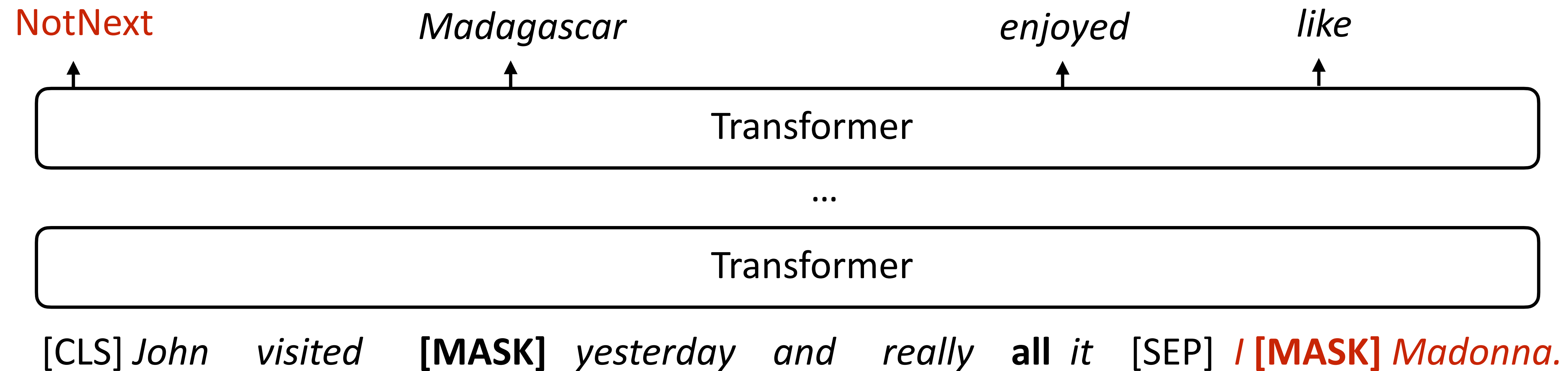
- ▶ For 10%, replace w/random

- ▶ For 10%, keep same (why?)



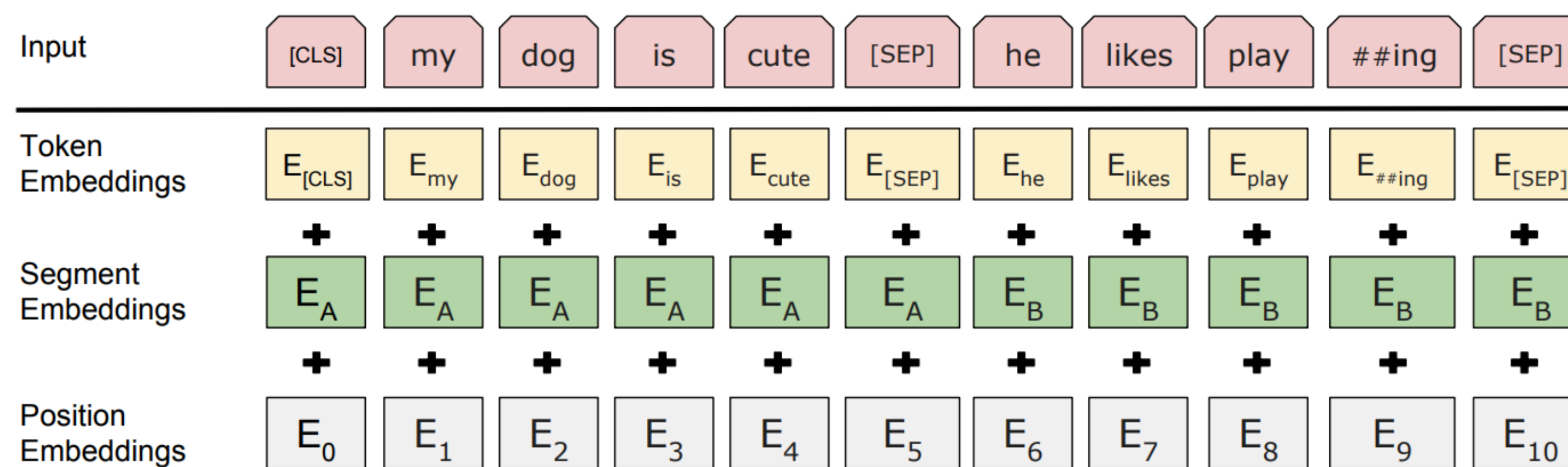
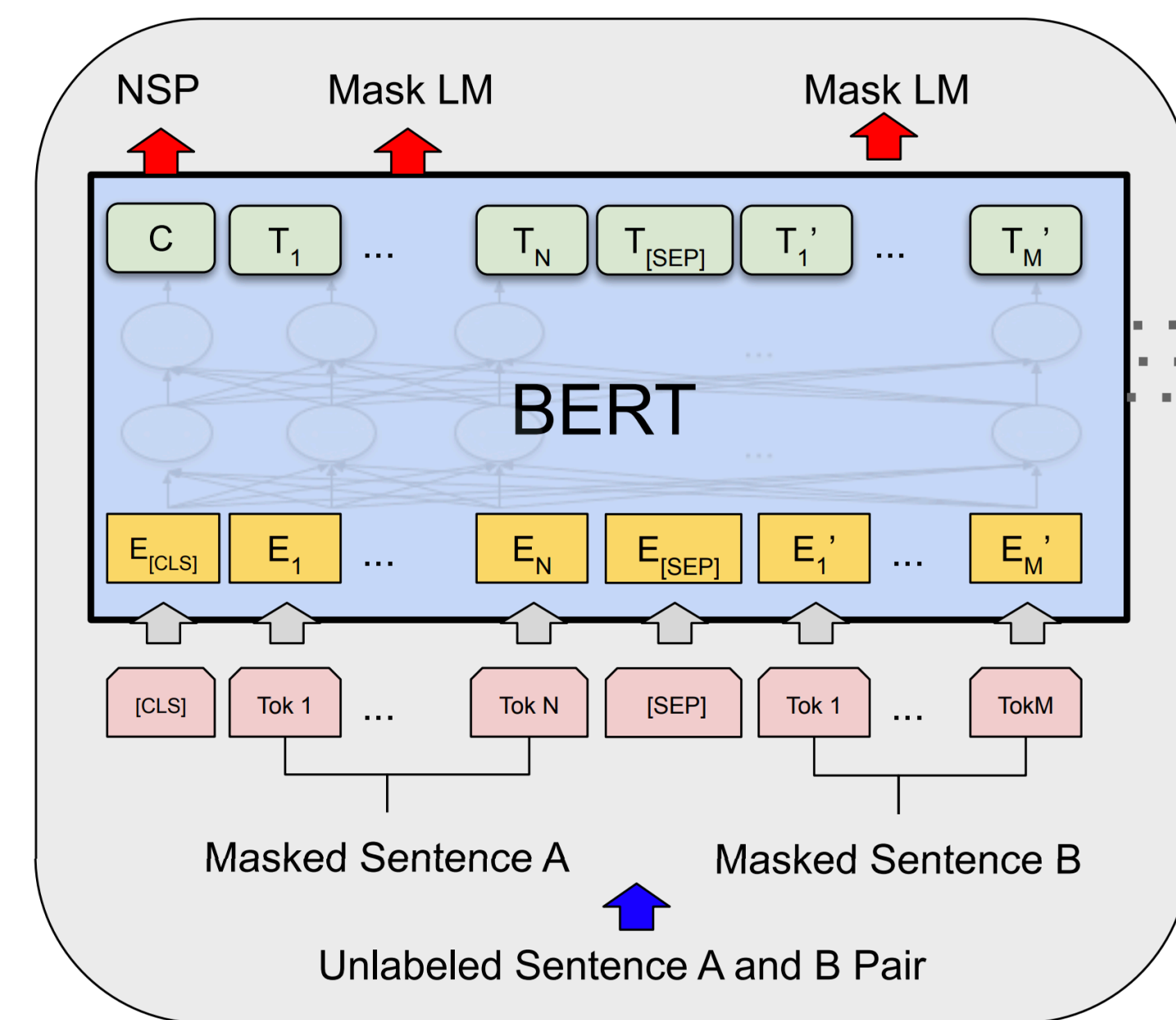
Next “Sentence” Prediction

- ▶ Input: [CLS] Text chunk 1 [SEP] Text chunk 2
- ▶ 50% of the time, take the true next chunk of text, 50% of the time take a random other chunk. Predict whether the next chunk is the “true” next
- ▶ BERT objective: masked LM + next sentence prediction

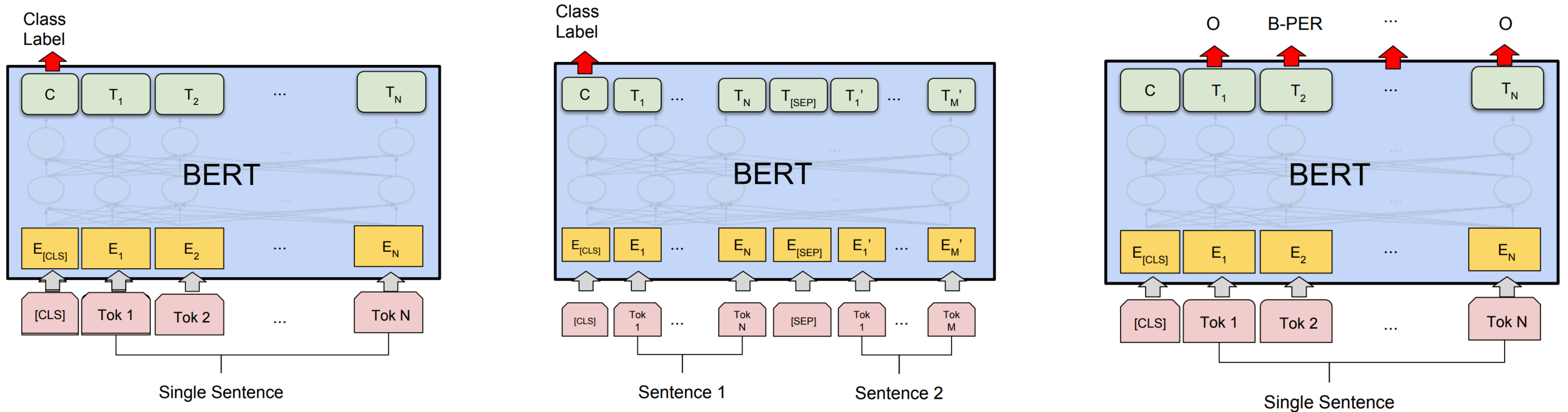


BERT Architecture

- ▶ BERT Base: 12 layers, 768-dim, 12 heads. Total params = 110M
- ▶ BERT Large: 24 layers, 1024-dim, 16 heads. Total params = 340M
- ▶ Positional embeddings and segment embeddings, 30k word pieces
- ▶ This is the model that gets **pre-trained** on a large corpus



What can BERT do?



(b) Single Sentence Classification Tasks:
SST-2, CoLA

(a) Sentence Pair Classification Tasks:
MNLI, QQP, QNLI, STS-B, MRPC,
RTE, SWAG

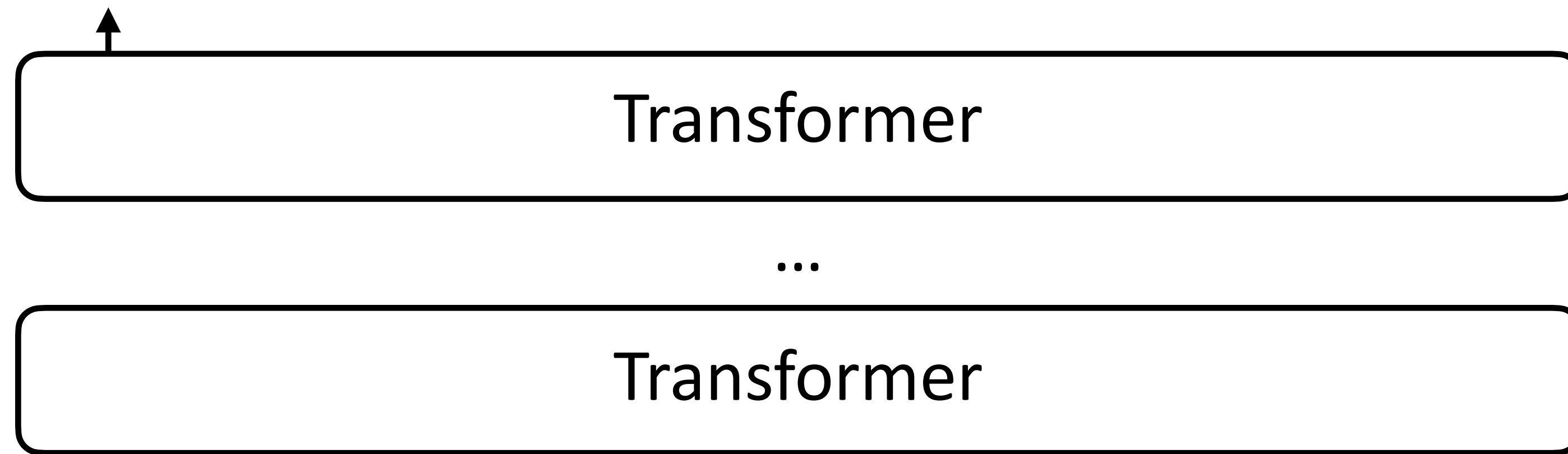
(d) Single Sentence Tagging Tasks:
CoNLL-2003 NER

- ▶ CLS token is used to provide classification decisions
- ▶ Sentence pair tasks (entailment): feed both sentences into BERT
- ▶ BERT can also do tagging by predicting tags at each word piece

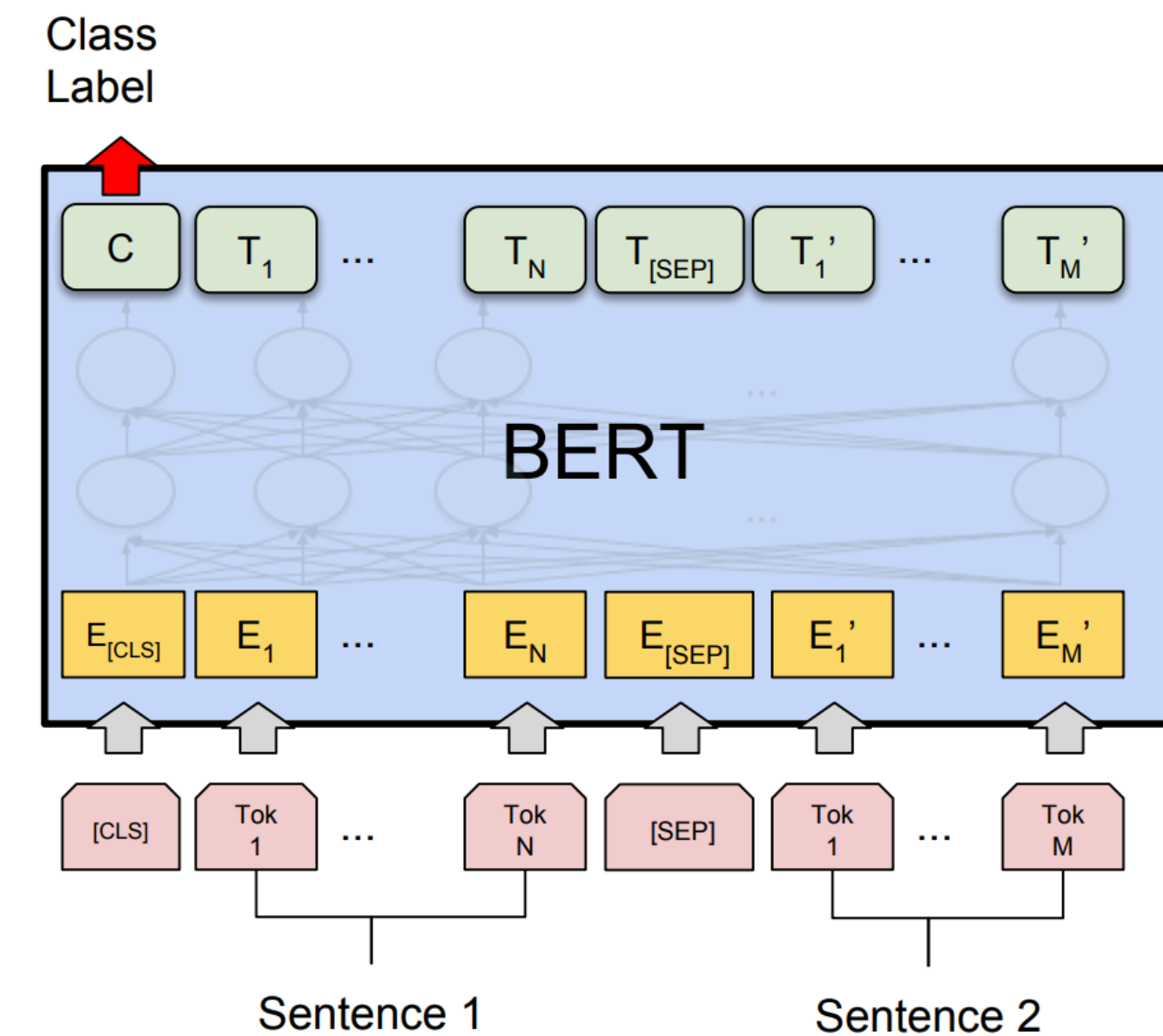
Devlin et al. (2019)

What can BERT do?

Entails (first sentence implies second one is true)



[CLS] A boy plays in the snow [SEP] A boy is outside



(a) Sentence Pair Classification Tasks:
MNLI, QQP, QNLI, STS-B, MRPC,
RTE, SWAG

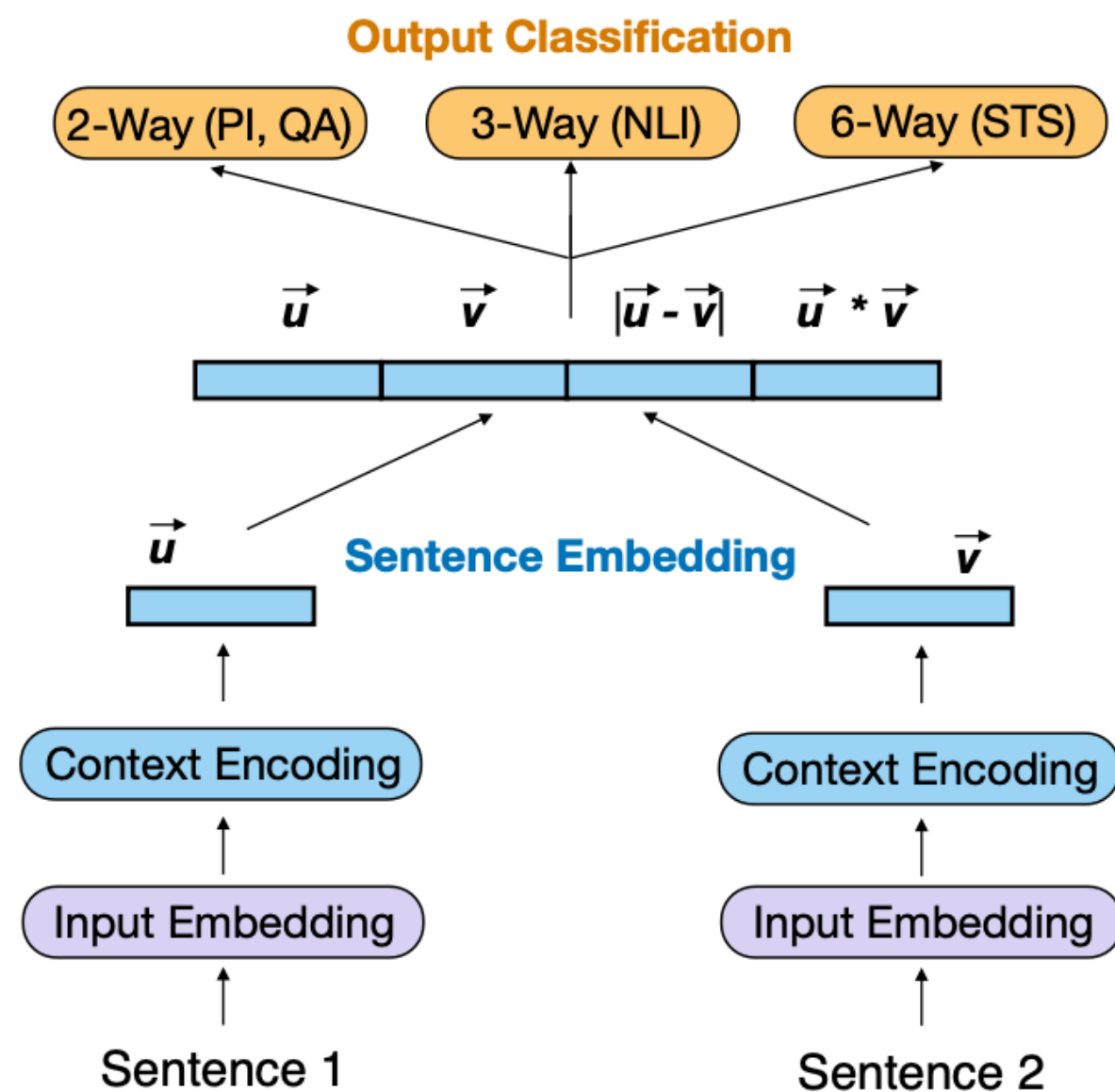
- ▶ How does BERT model this sentence pair stuff?
- ▶ Transformers can capture interactions between the two sentences, (even though the NSP objective doesn't really cause this to happen).

Devlin et al. (2019)

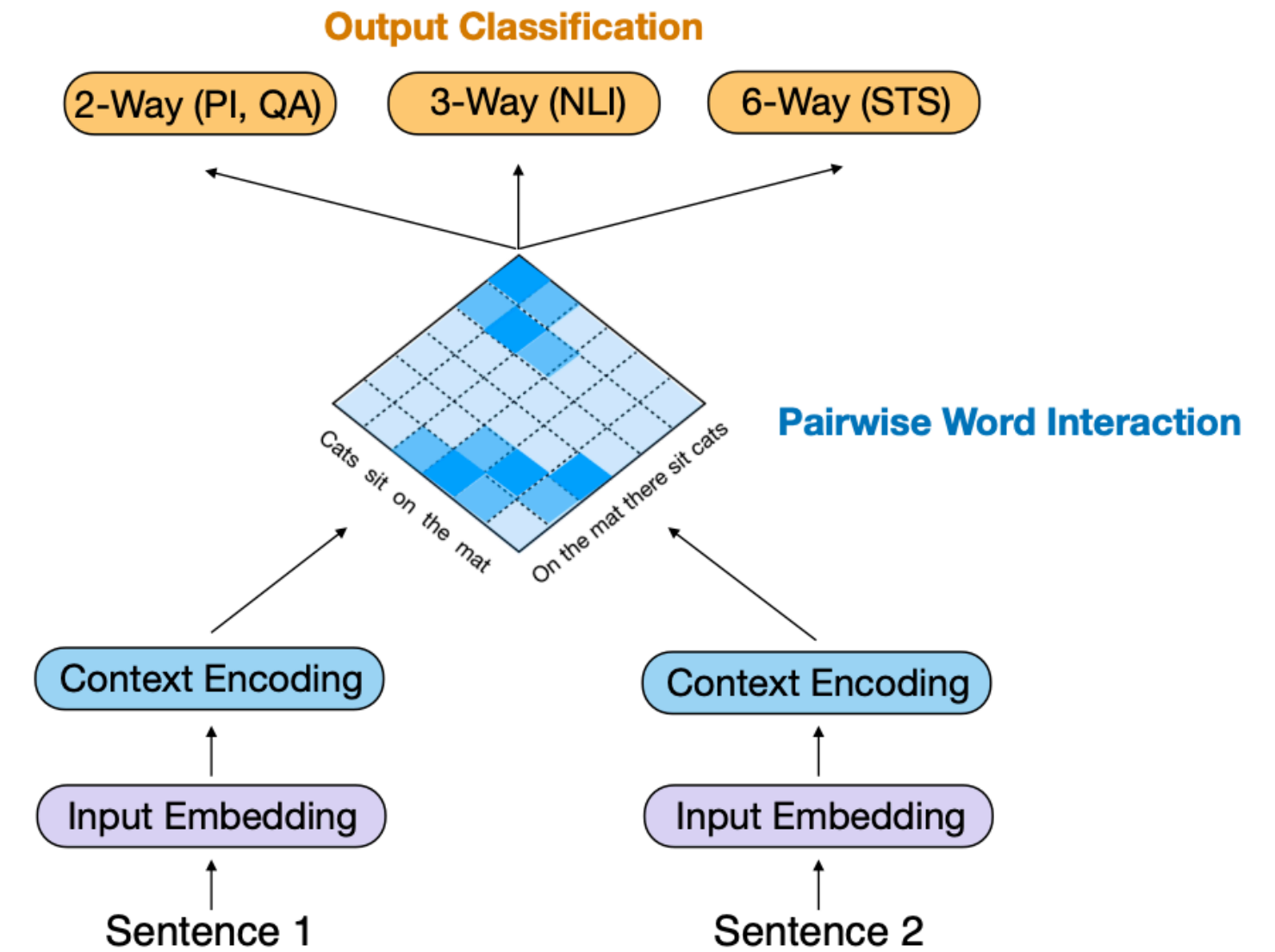
Sentence Pair Modeling (Recap)

► Before BERT:

Type I: Sentence Encoding-based Models



Type II: Word Interaction-based Models



- semantic relation between two sentences depends largely on aligned words/phrases

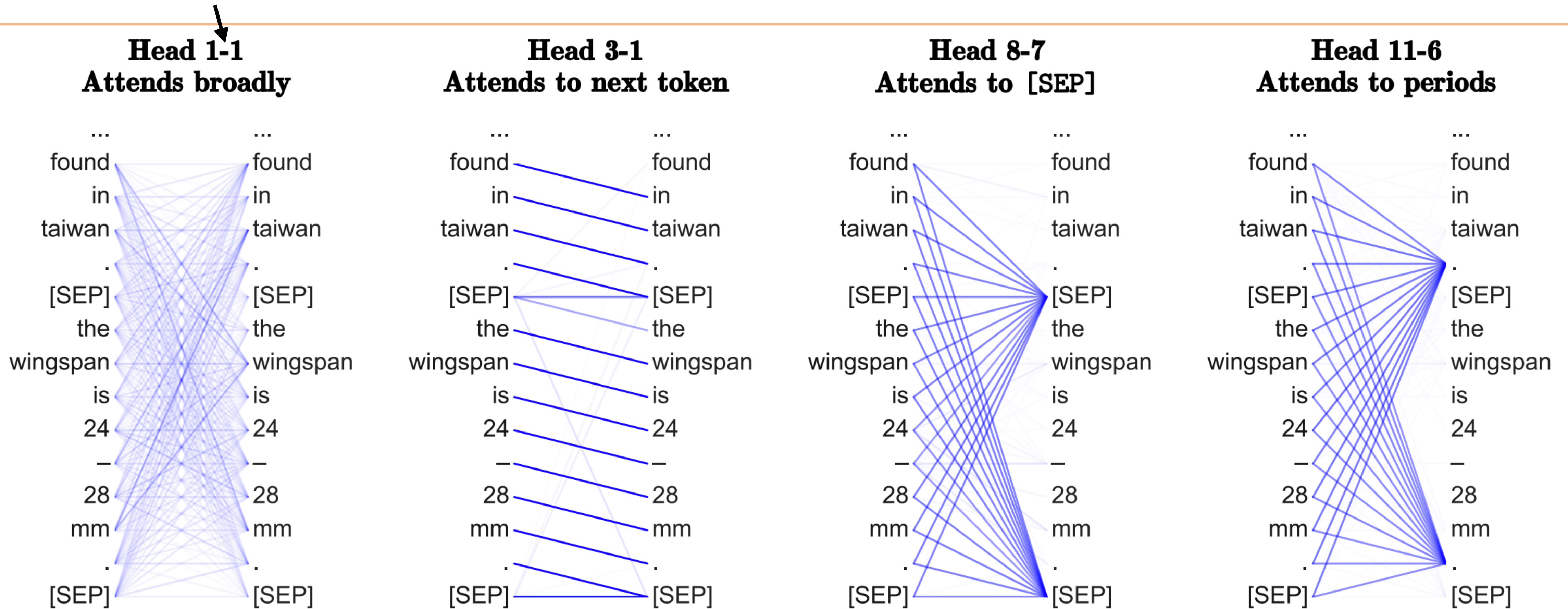
Lan et al. (2018)

What can BERT NOT do?

- ▶ BERT **cannot** generate text (at least not in an obvious way)
 - ▶ Can fill in [MASK] tokens, but can't generate left-to-right (you can put [MASK] at the end, then predict repeatedly, but this is slow)
- ▶ Masked language models are intended to be used primarily for “analysis” tasks

What does BERT learn?

layer-head



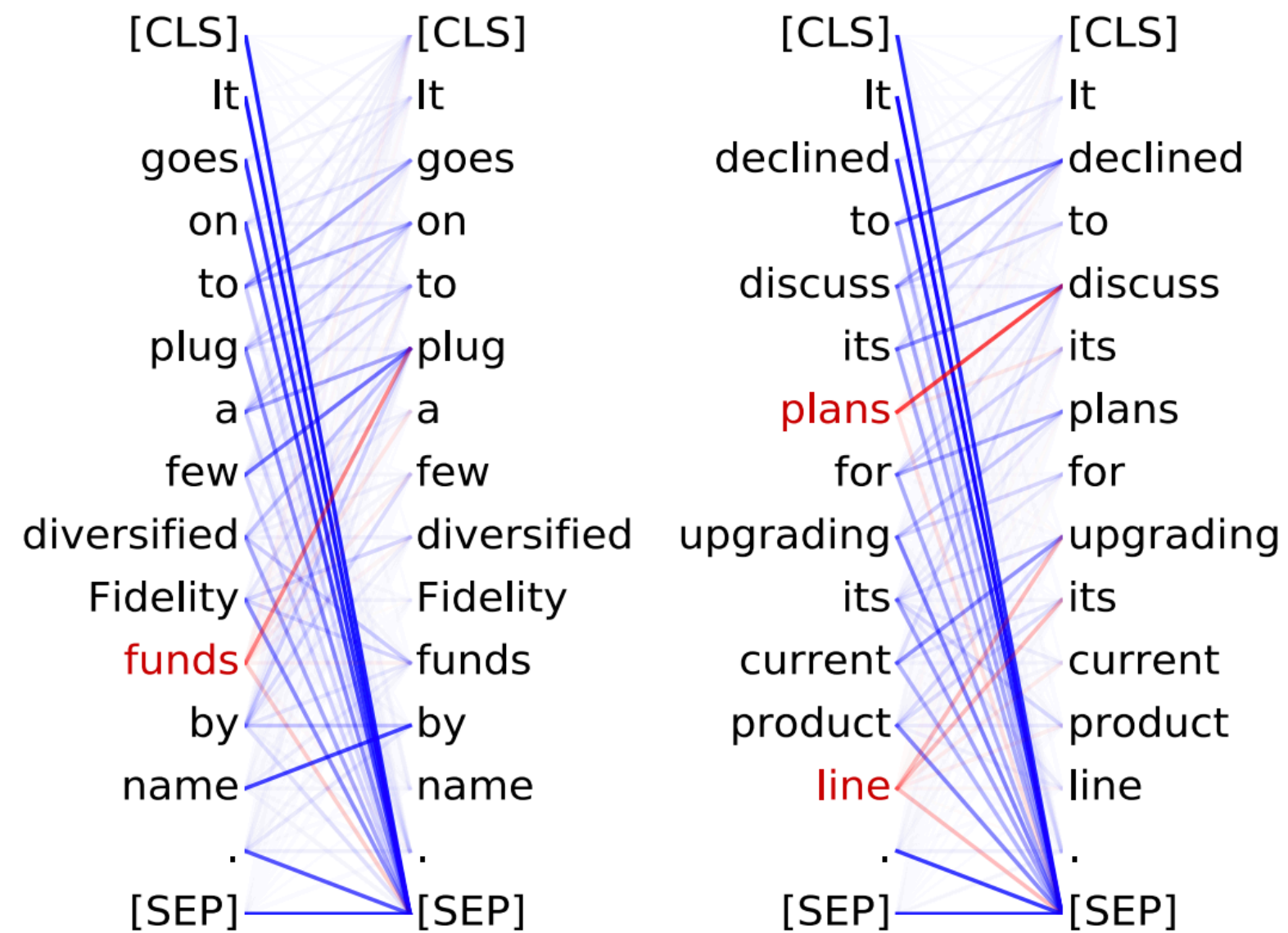
- ▶ Heads on transformers learn interesting and diverse things: content heads (attend based on content), positional heads (based on position), etc.

Clark et al. (2019)

What does BERT learn?

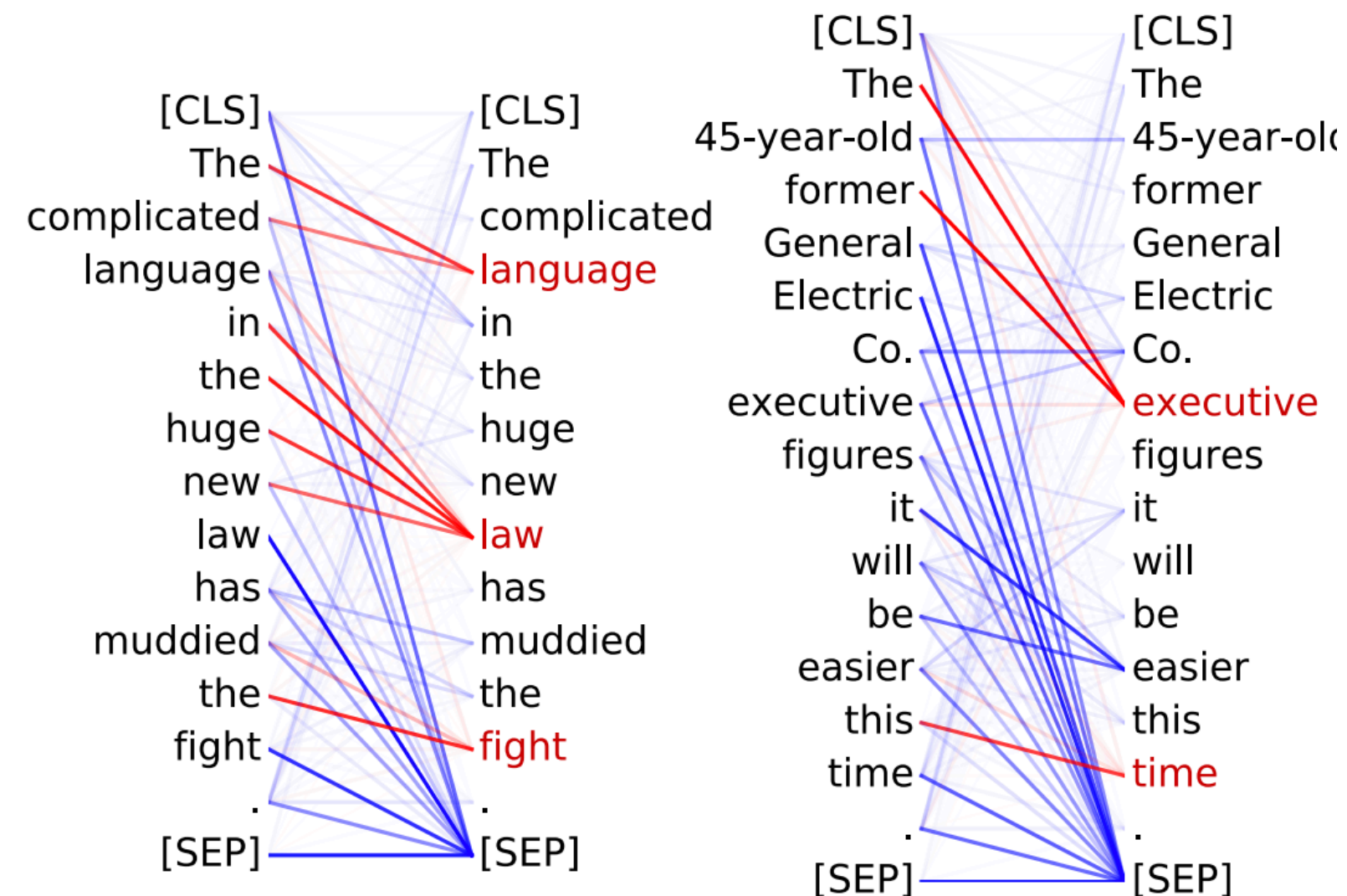
Head 8-10

- **Direct objects** attend to their verbs
- 86.8% accuracy at the dobj relation



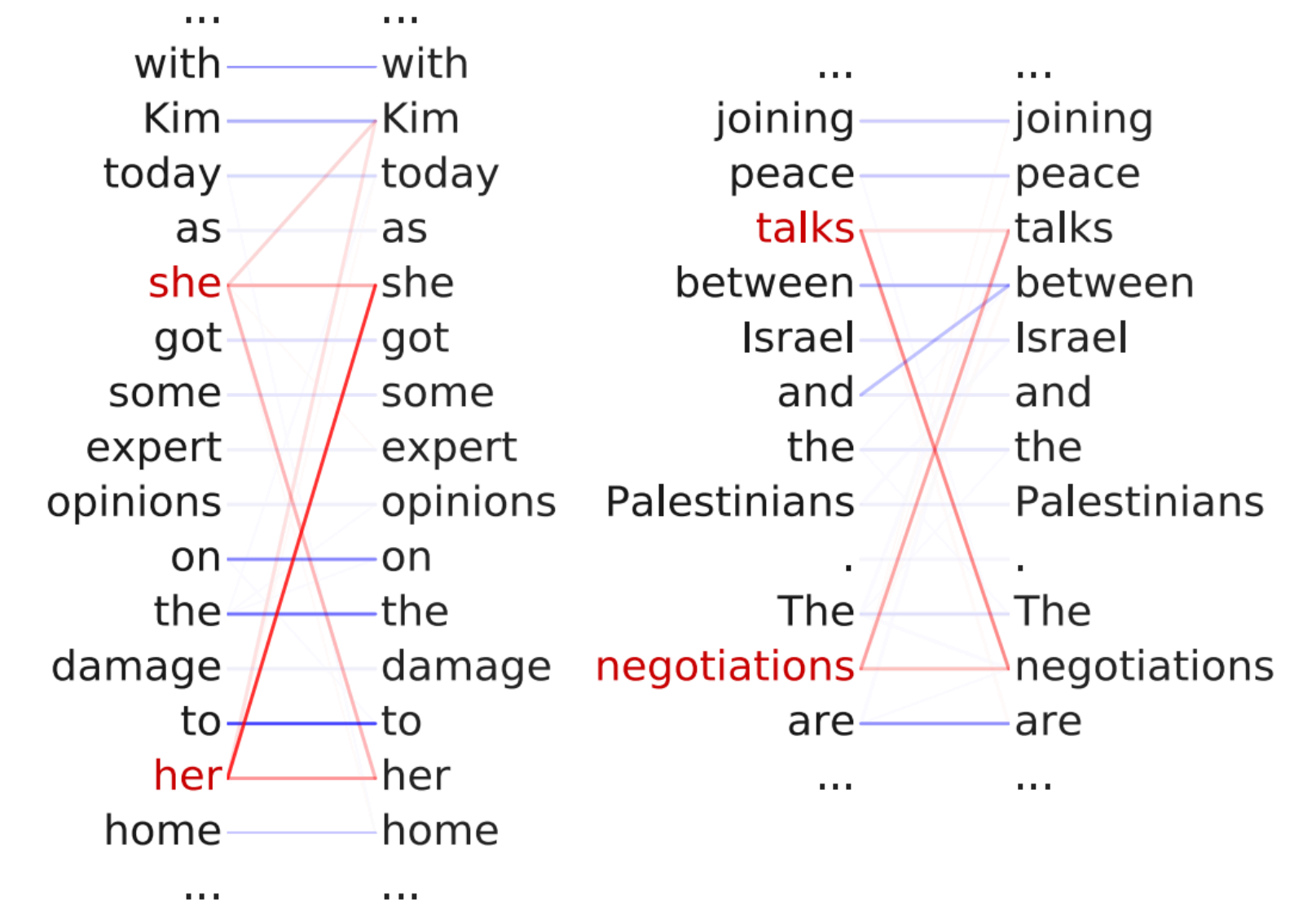
Head 8-11

- **Noun modifiers** (e.g., determiners) attend to their noun
- 94.3% accuracy at the det relation



Head 5-4

- **Coreferent** mentions attend to their antecedents
- 65.1% accuracy at linking the head of a coreferent mention to the head of an antecedent

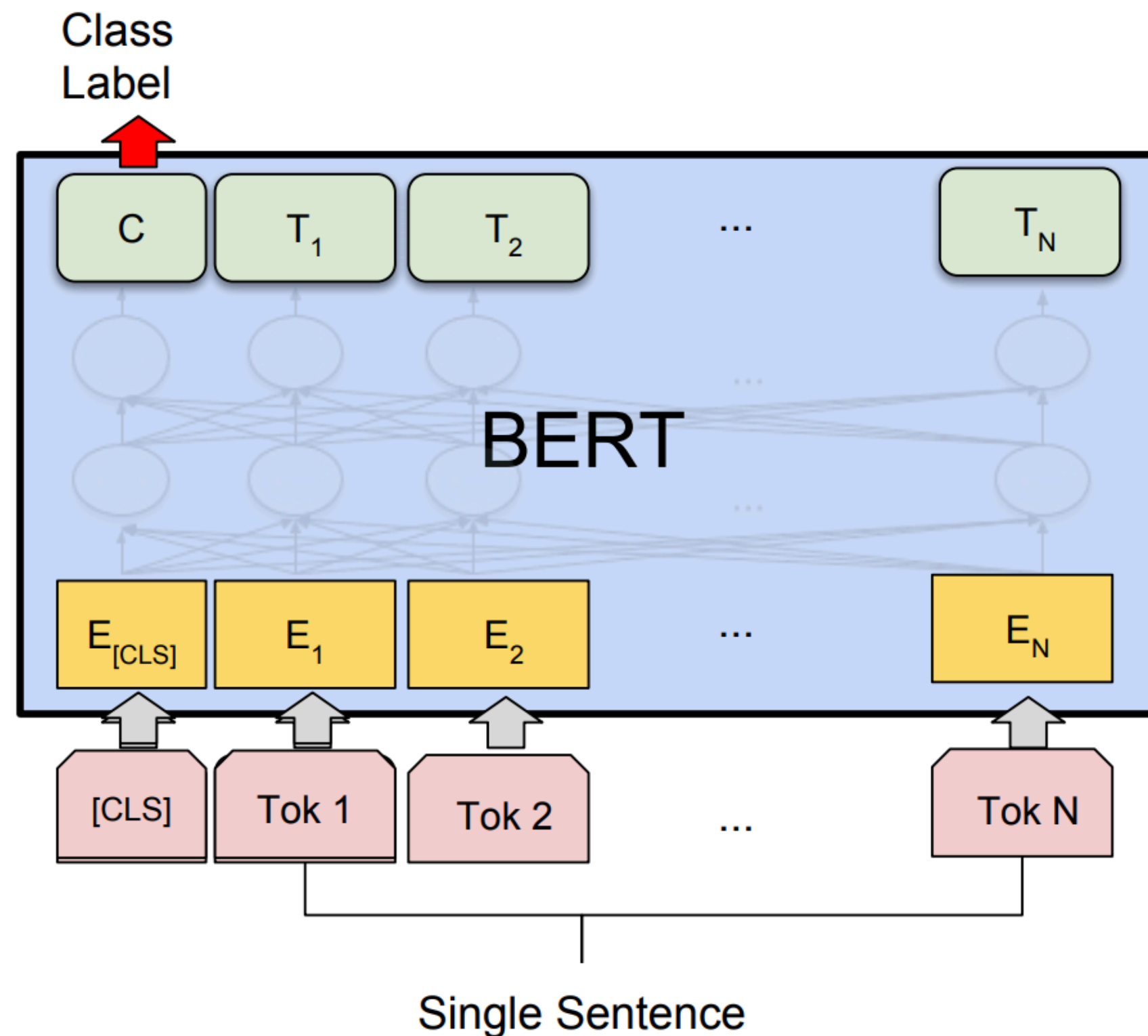


- ▶ Still way worse than what supervised systems can do, but interesting that this is learned organically

BERT Results, Extensions

Fine-tuning BERT

- ▶ Fine-tune for 1-3 epochs, small learning rate (e.g. $2e-5$ - $5e-5$)



(b) Single Sentence Classification Tasks:
SST-2, CoLA

- ▶ Large changes to weights up here (particularly in last layer to route the right information to [CLS])
- ▶ Smaller changes to weights lower down in the transformer
- ▶ Small LR and short fine-tuning schedule mean weights don't change much
- ▶ More complex "triangular learning rate" schemes exist

Fine-tuning BERT

- How does frozen (❄️) vs. fine-tuned (🔥) compare?

Pretraining	Adaptation	NER	SA	Nat. lang. inference		Semantic textual similarity		
		CoNLL 2003	SST-2	MNLI	SICK-E	SICK-R	MRPC	STS-B
Skip-thoughts	❄️	-	81.8	62.9	-	86.6	75.8	71.8
ELMo	❄️	91.7	91.8	79.6	86.3	86.1	76.0	75.9
	🔥	91.9	91.2	76.4	83.3	83.3	74.7	75.5
	$\Delta = \text{🔥} - \text{❄️}$	0.2	-0.6	-3.2	-3.3	-2.8	-1.3	-0.4
BERT-base	❄️	92.2	93.0	84.6	84.8	86.4	78.1	82.9
	🔥	92.4	93.5	84.6	85.8	88.7	84.8	87.1
	$\Delta = \text{🔥} - \text{❄️}$	0.2	0.5	0.0	1.0	2.3	6.7	4.2

- BERT is typically better if the whole network is fine-tuned, unlike ELMo

Evaluation: GLUE

Corpus	Train	Test	Task	Metrics	Domain
Single-Sentence Tasks					
CoLA	8.5k	1k	acceptability	Matthews corr.	misc.
SST-2	67k	1.8k	sentiment	acc.	movie reviews
Similarity and Paraphrase Tasks					
MRPC	3.7k	1.7k	paraphrase	acc./F1	news
STS-B	7k	1.4k	sentence similarity	Pearson/Spearman corr.	misc.
QQP	364k	391k	paraphrase	acc./F1	social QA questions
Inference Tasks					
MNLI	393k	20k	NLI	matched acc./mismatched acc.	misc.
QNLI	105k	5.4k	QA/NLI	acc.	Wikipedia
RTE	2.5k	3k	NLI	acc.	news, Wikipedia
WNLI	634	146	coreference/NLI	acc.	fiction books

Results

System	MNLI-(m/mm) 392k	QQP 363k	QNLI 108k	SST-2 67k	CoLA 8.5k	STS-B 5.7k	MRPC 3.5k	RTE 2.5k	Average
Pre-OpenAI SOTA	80.6/80.1	66.1	82.3	93.2	35.0	81.0	86.0	61.7	74.0
BiLSTM+ELMo+Attn	76.4/76.1	64.8	79.9	90.4	36.0	73.3	84.9	56.8	71.0
OpenAI GPT	82.1/81.4	70.3	88.1	91.3	45.4	80.0	82.3	56.0	75.2
BERT _{BASE}	84.6/83.4	71.2	90.1	93.5	52.1	85.8	88.9	66.4	79.6
BERT _{LARGE}	86.7/85.9	72.1	91.1	94.9	60.5	86.5	89.3	70.1	81.9

- ▶ Huge improvements over prior work (even compared to ELMo)
- ▶ Effective at “sentence pair” tasks: textual entailment (does sentence A imply sentence B), paraphrase detection

Devlin et al. (2018)

Subsequent Improvements to BERT

- ▶ Dynamic masking: standard BERT uses the same MASK scheme for every epoch, RoBERTa recomputes them

epoch 2

epoch 1

... John visited Madagascar yesterday ...

- ▶ Whole word masking: don't mask out parts of words

... _John _visited _Mada gas car yesterday ...

RoBERTa

- ▶ “Robustly optimized BERT” incorporating some of these tricks

Model	data	bsz	steps	SQuAD (v1.1/2.0)	MNLI-m	SST-2
RoBERTa						
with BOOKS + WIKI	16GB	8K	100K	93.6/87.3	89.0	95.3
+ additional data (§3.2)	160GB	8K	100K	94.0/87.7	89.3	95.6
+ pretrain longer	160GB	8K	300K	94.4/88.7	90.0	96.1
+ pretrain even longer	160GB	8K	500K	94.6/89.4	90.2	96.4
BERT _{LARGE}						
with BOOKS + WIKI	13GB	256	1M	90.9/81.8	86.6	93.7

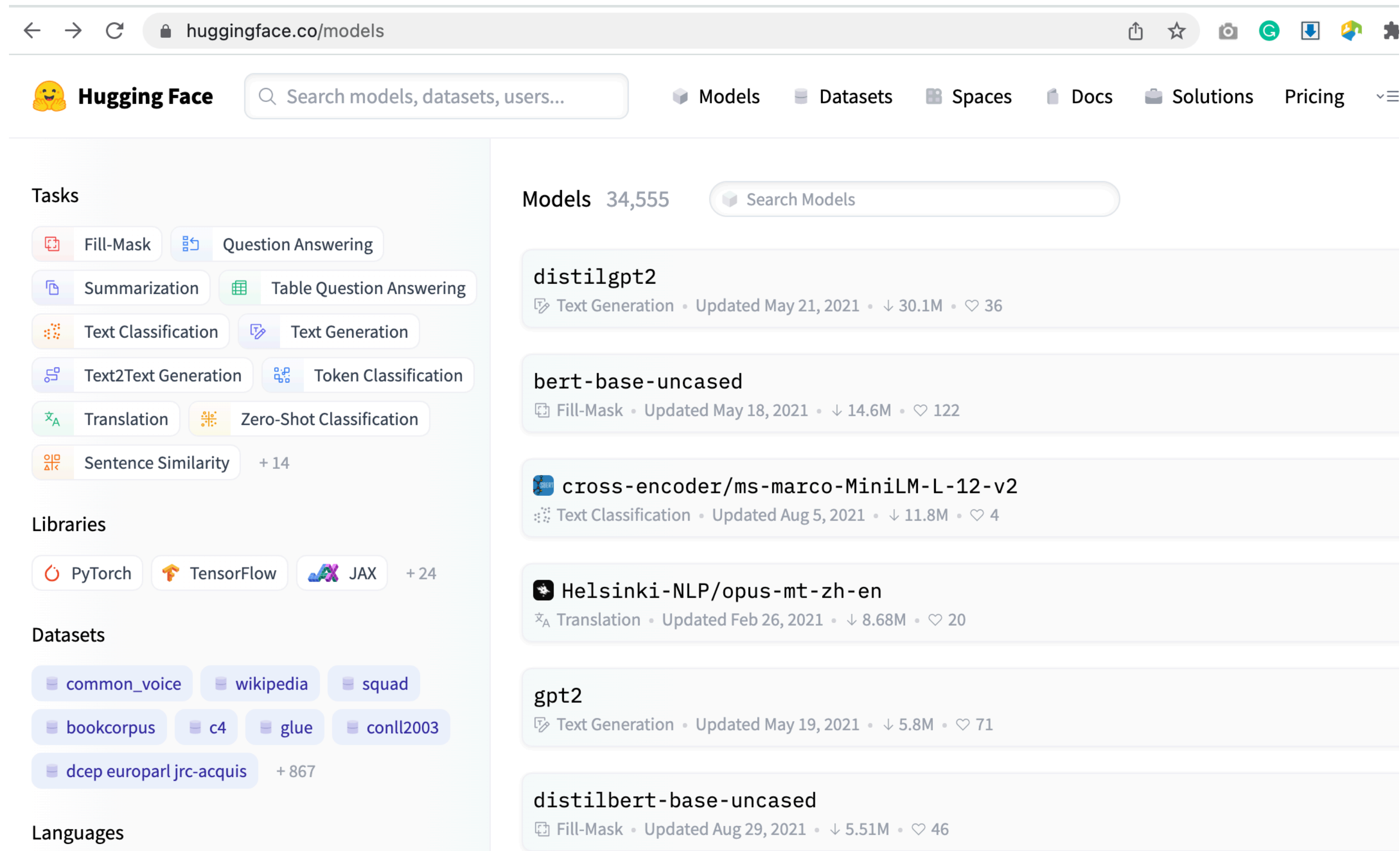
- ▶ 160GB of data instead of 16 GB

- ▶ New training + more data = better performance

- ▶ For this and more: check out Huggingface or fairseq

many BERT variations

- ▶ For specific text domains (e.g. StackOverflow), or specific languages



The screenshot shows the Hugging Face website's models page. The browser address bar displays 'huggingface.co/models'. The page features a navigation bar with the Hugging Face logo, a search bar for models, datasets, and users, and links to Models, Datasets, Spaces, Docs, Solutions, and Pricing. On the left side, there are sections for 'Tasks' (Fill-Mask, Question Answering, Summarization, Table Question Answering, Text Classification, Text Generation, Text2Text Generation, Token Classification, Translation, Zero-Shot Classification, Sentence Similarity), 'Libraries' (PyTorch, TensorFlow, JAX), and 'Datasets' (common_voice, wikipedia, squad, bookcorpus, c4, glue, conll2003, dcep europarl jrc-acquis). The main content area is titled 'Models 34,555' and includes a search bar. It lists several models:

- distilgpt2**: Text Generation • Updated May 21, 2021 • ↓ 30.1M • ♥ 36
- bert-base-uncased**: Fill-Mask • Updated May 18, 2021 • ↓ 14.6M • ♥ 122
- cross-encoder/ms-marco-MiniLM-L-12-v2**: Text Classification • Updated Aug 5, 2021 • ↓ 11.8M • ♥ 4
- Helsinki-NLP/opus-mt-zh-en**: Translation • Updated Feb 26, 2021 • ↓ 8.68M • ♥ 20
- gpt2**: Text Generation • Updated May 19, 2021 • ↓ 5.8M • ♥ 71
- distilbert-base-uncased**: Fill-Mask • Updated Aug 29, 2021 • ↓ 5.51M • ♥ 46

NER in StackOverflow

I am passing an array list as message header to camel route

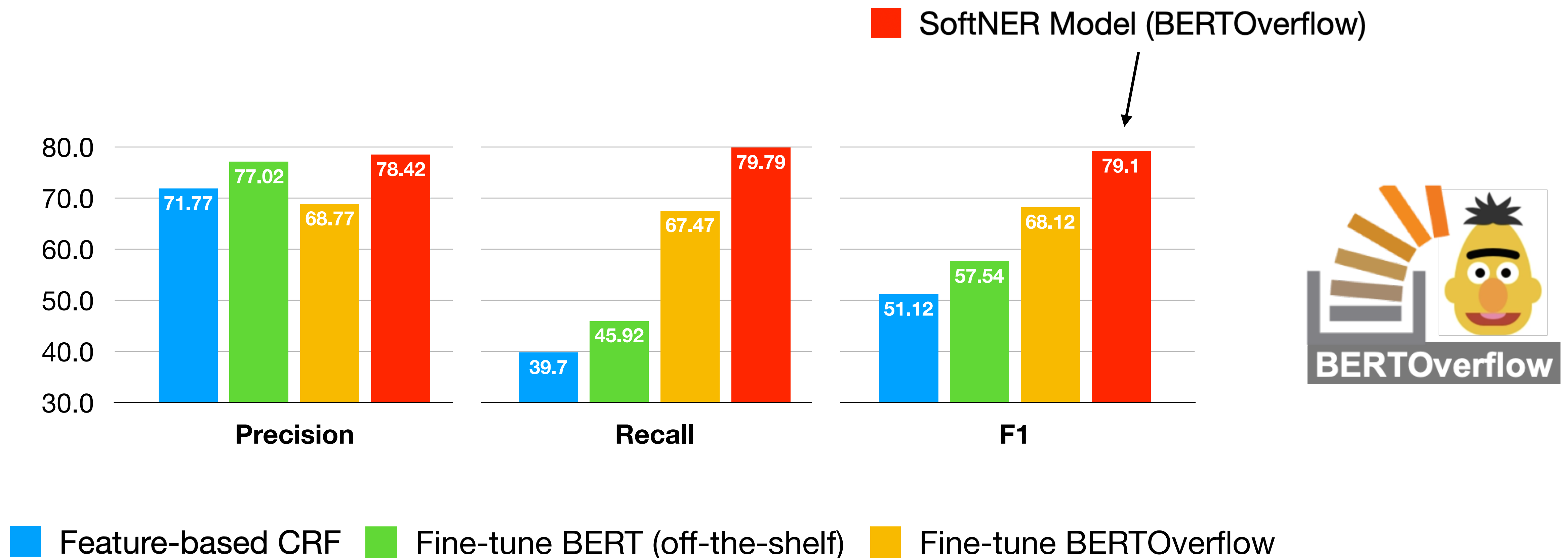
through java bean as follows

```
ArrayList<String> list=new ArrayList<String>();  
    list.add("http://www.google.com");  
    list.add("http://www.stackoverflow.com");  
    list.add("http://www.tutorialspoint.com");  
    list.add("http://localhost:8080/sampleExample/query");  
    exchange.getOut().setHeader("endpoints",list);
```

and, inside camel route i want to iterate through this list

NER in StackOverflow

- ▶ A domain-specific BERT model that pre-trained on 10-year StackOverflow data (152M sentences; ~2B tokens).



Bilingual BERT

- ▶ A customized bilingual BERT for Arabic NLP and English-to-Arabic zero-shot transfer learning

	Data Source	Data Size (All / English / Arabic)	IE Performance (F1 score)
AraBERT (AUBeirut 2019)	News	2.5B / 0B / 2.5B	97.1 / —
mBERT (Google 2018)	Wiki	21.9B / 2.5B / 0.15B	75.3 / 30.1
XLM-RoBERTa (Facebook 2019)	Common Crawl	295B / 55.6B / 2.9B	79.2 / 40.4
GigaBERT (our work)	News, Wiki, Common Crawl	10.4B / 6.1B / 4.3B	84.3 / 48.2

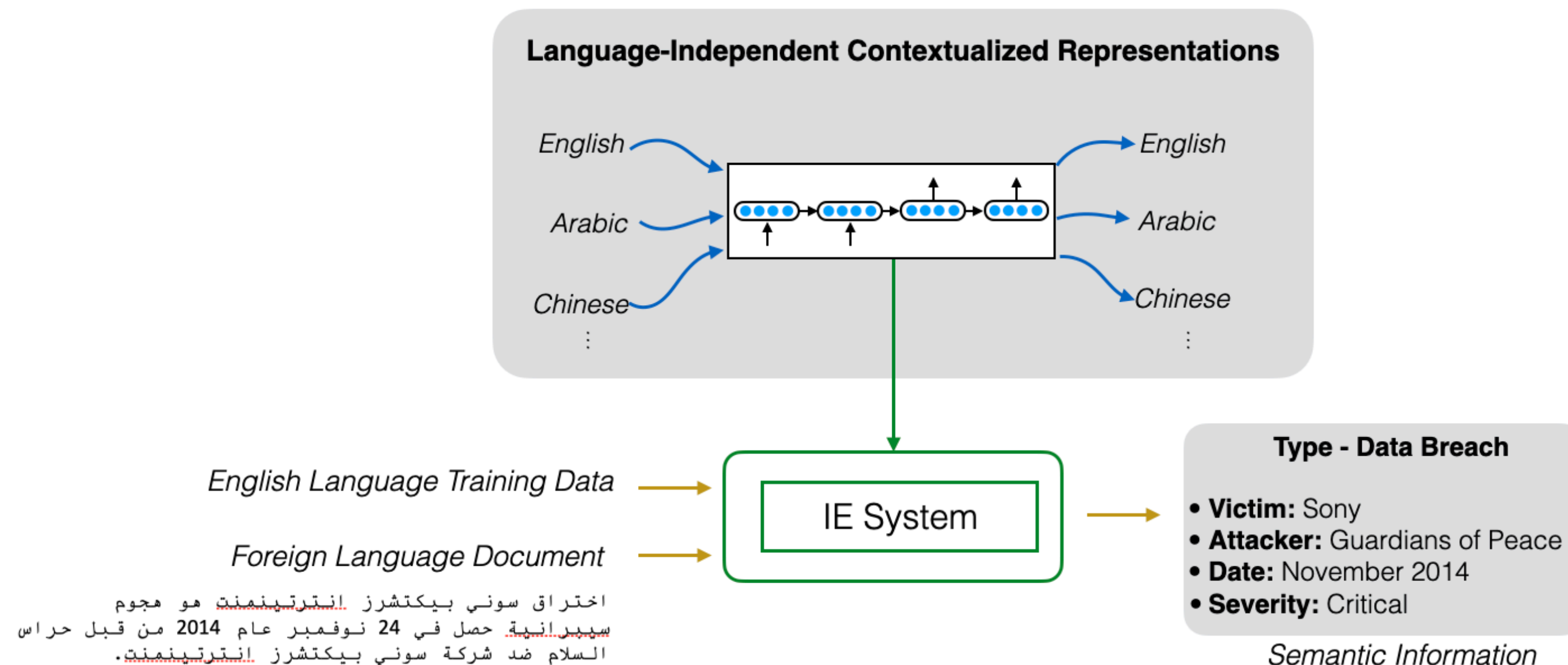
supervised learning

zero-shot transfer learning

Lan et al. (2020)


Bilingual BERT

- ▶ A customized bilingual BERT for Arabic NLP and English-to-Arabic zero-shot transfer learning
- ▶ i.e., Information extraction models, trained on annotated English data, directly apply to non-English texts to extract entities and events.



Bilingual BERT

- ▶ A customized bilingual BERT for Arabic NLP and English-to-Arabic zero-shot transfer learning

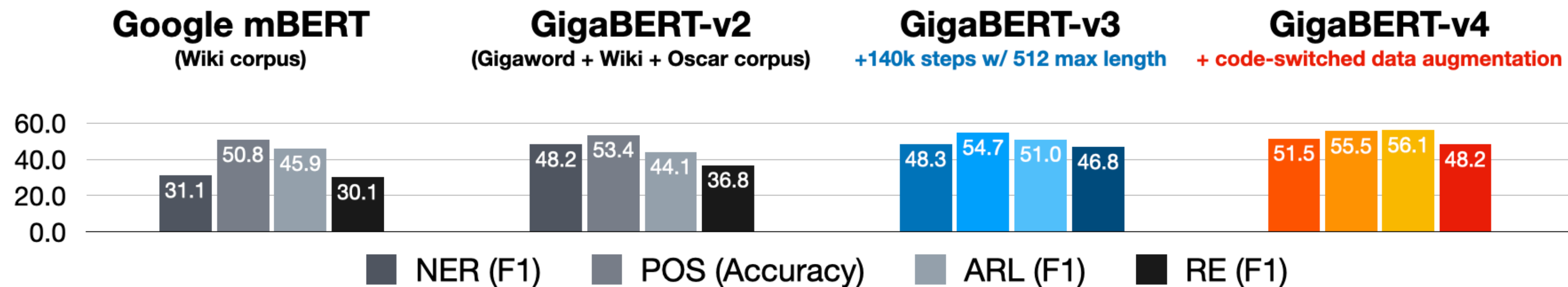


Bilingual BERT

- ▶ A customized bilingual BERT for Arabic NLP and English-to-Arabic zero-shot transfer learning

(English Translation – Official: China reaches the five-year plan target of cutting emissions)
مسؤول: الصين تبلغ هدف الخطة الخمسية المتعلقة بخفض الانبعاثات

مسؤول: China تبلغ هدف plan الخمسية المتعلقة بخفض emissions



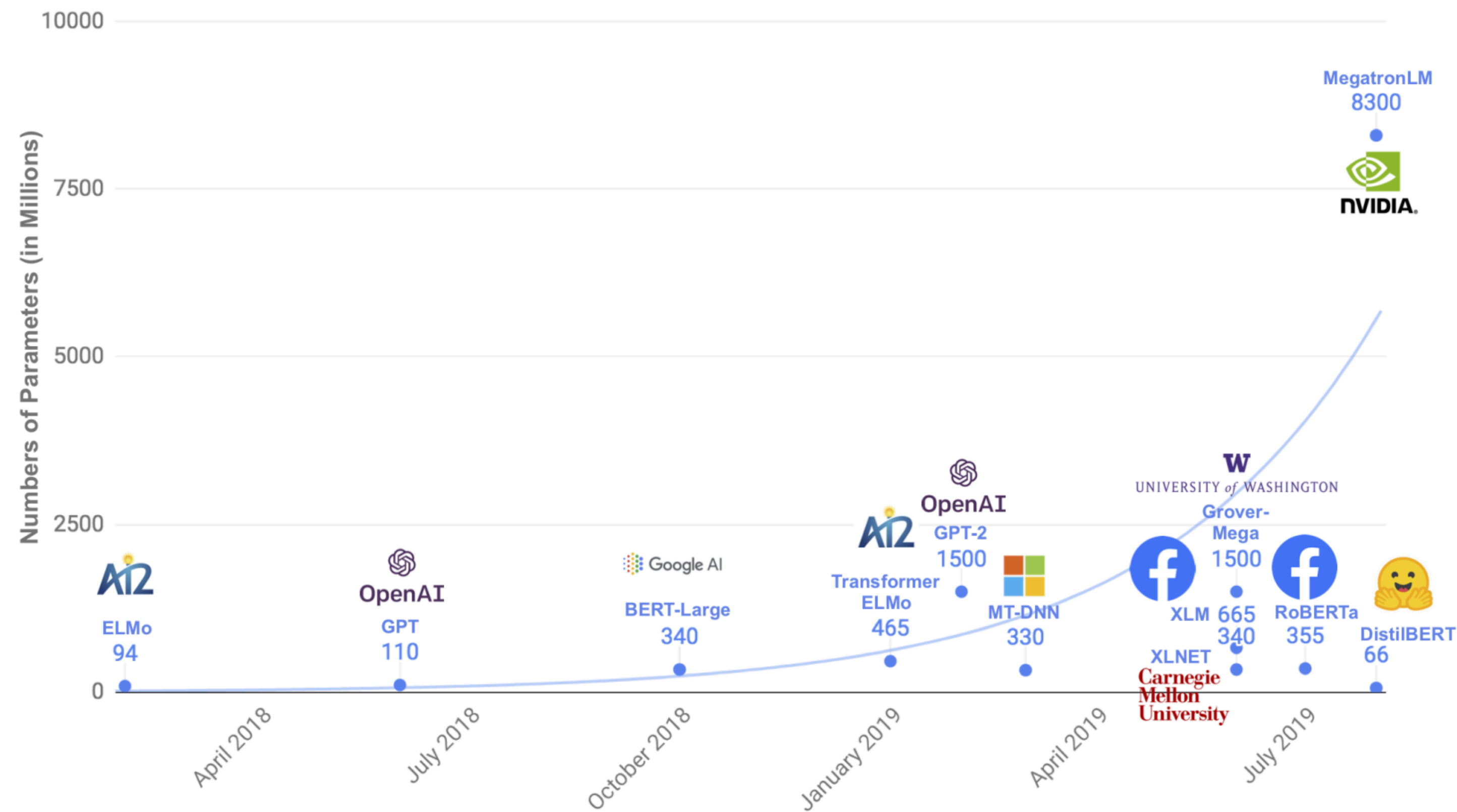
BERT/MLMs

- ▶ There are lots of ways to train these models!
- ▶ Key factors:
 - ▶ Big enough model
 - ▶ Big enough data
 - ▶ Well-designed “self-supervised” objective (something like language modeling). Needs to be a hard enough problem!

Compressing BERT

DistilBERT

- ▶ Remove 60+% of BERT's heads post-training with minimal drop in performance
- ▶ DistilBERT (Sanh et al., 2019): nearly as good with half the parameters of BERT (via knowledge distillation)



Michel et al. (2019)

ALBERT

- ▶ A Lite BERT (18x fewer parameters, 1.7x faster training than BERT)
- ▶ Factorized embedding matrix to save parameters, model context-independent words with fewer parameters

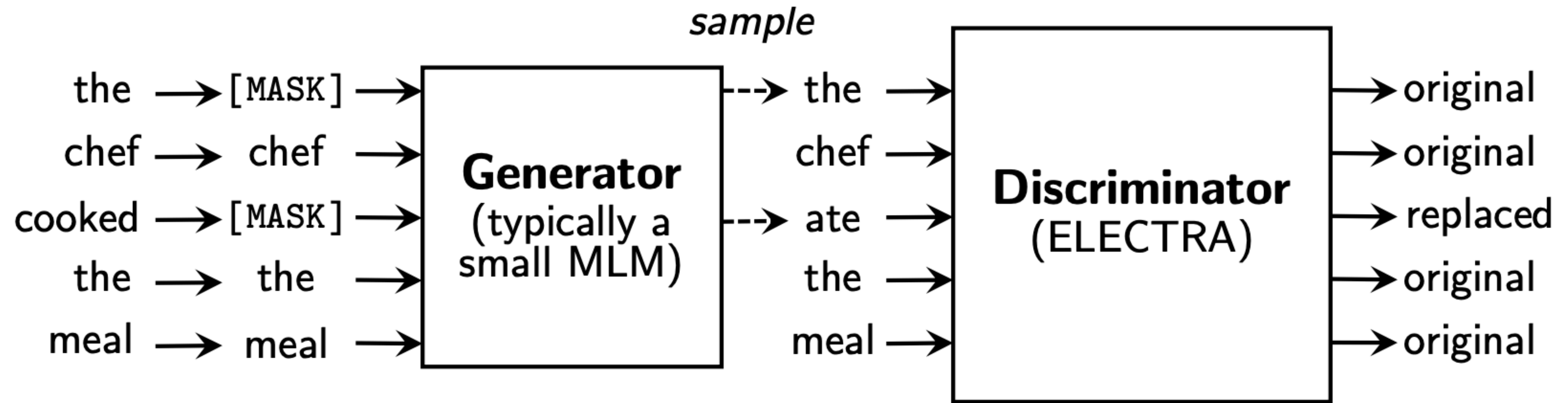
Ordinarily $|V| \times H$ — $|V|$ is 30k-90k, H is >1000

Factor into two matrices with a low-rank approximation

Now: $|V| \times E$ and $E \times H$ — E is 128 in their implementation

- ▶ Additional cross-layer parameter sharing

ELECTRA



- ▶ No need to necessarily have a generative model (predicting words)
- ▶ This objective is more computationally efficient (trains faster) than the standard BERT objective

Takeaways

- ▶ BERT-based systems are state-of-the-art for nearly every major text analysis task
- ▶ Transformers + lots of data + self-supervision seems to do very well
- ▶ Lots of work studying and analyzing these, but few “deep” conclusions have emerged
- ▶ Next time: BART/T5, GPT/GPT-2/GPT-3, etc.